

**Zonal Valuation of Land**  
**Effective from 01-08-2022**

**ZONAL VALUE OF DOOMDOOMA REVENUE CIRCLE**

Sl No.	Mouza	Name of the Village	Land site	Industry	Trade Site			Basti Land			Other land(Including Agriculture land)						Average Increase %			
					1st Class	2nd Class	3rd Class	1st Class	2nd Class	3rd Class	Bhal Bari	Bari	Hali toli	Lahi Toli	Foring	B. Faring		Jalduba		
1	Doomdooma (Town zone 1)	Doomdooma 1	NH (wtihin 100 mtrs)	4500000	3700000	3550000	3300000	3000000	2800000	2600000	2600000	2500000	1800000	2000000	2200000	2200000	1600000	81.37%		
			Near NH (Outside 100 mtrs)	4300000	3600000	3450000	3200000	2900000	2700000	2500000	2500000	2400000	1700000	1900000	2100000	2100000	1500000			
			Near PWD (Within 100Mtrs)	4200000	3500000	3300000	3100000	2800000	2600000	2400000	2400000	2300000	1600000	1800000	2000000	2000000	1400000			
			Near PWD (Outside 100 mtrs)	4100000	3400000	3200000	3000000	2700000	2500000	2300000	2300000	2200000	1500000	1700000	1900000	1900000	1300000			
2		Doomdooma (Town zone 1)	Doomdooma 2	NH (wtihin 100 mtrs)	4500000	3700000	3550000	3300000	3000000	2800000	2600000	2600000	2500000	1800000	2000000	2200000	2200000	1600000	81.37%	
				Near NH (Outside 100 mtrs)	4300000	3600000	3450000	3200000	2900000	2700000	2500000	2500000	2400000	1700000	1900000	2100000	2100000	1500000		
				Near PWD (Within 100Mtrs)	4200000	3500000	3300000	3100000	2800000	2600000	2400000	2400000	2300000	1600000	1800000	2000000	2000000	1400000		
				Near PWD (Outside 100 mtrs)	4100000	3400000	3200000	3000000	2700000	2500000	2300000	2300000	2200000	1500000	1700000	1900000	1900000	1300000		
3			Doomdooma (Town zone 1)	Doomdooma 3	NH (wtihin 100 mtrs)	4500000	3700000	3550000	3300000	3000000	2800000	2600000	2600000	2500000	1800000	2000000	2200000	2200000	1600000	81.37%
					Near NH (Outside 100 mtrs)	4300000	3600000	3450000	3200000	2900000	2700000	2500000	2500000	2400000	1700000	1900000	2100000	2100000	1500000	
					Near PWD (Within 100Mtrs)	4200000	3500000	3300000	3100000	2800000	2600000	2400000	2400000	2300000	1600000	1800000	2000000	2000000	1400000	
					Near PWD (Outside 100 mtrs)	4100000	3400000	3200000	3000000	2700000	2500000	2300000	2300000	2200000	1500000	1700000	1900000	1900000	1300000	

*[Signature]*  
Deputy Commissioner  
Tinsukia

*[Signature]*  
Addl. Deputy Commissioner (Rev.)  
Tinsukia

*[Signature]*  
Circle Officer  
Doomdooma Revenue Circle  
Doomdooma

**Zonal Valuation of Land**  
Effective from 01-08-2022

Sl No.	Mouzu	Name of the Village	Land site	Industry	Trade Site			Basti Land			Other land(Including Agriculture land)							Average Increase %
					1st Class	2nd Class	3rd Class	1st Class	2nd Class	3rd Class	Bhal Bari	Bari	Hali toli	Lahi Toli	Foring	B. Faring	Jalduba	
4		Doomdooma 4	NH (wtihin 100 mtrs)	4500000	3700000	3550000	3300000	3000000	2800000	2600000	2600000	2500000	1800000	2000000	2200000	2200000	1600000	78.95%
			Near NH (Outside 100 mtrs)	4300000	3600000	3450000	3200000	2900000	2700000	2500000	2500000	2400000	1700000	1900000	2100000	2100000	1500000	
			Near PWD (Within 100Mtrs)	4200000	3500000	3300000	3100000	2800000	2600000	2400000	2400000	2300000	1600000	1800000	2000000	2000000	1400000	
			Near PWD (Outside 100 mtrs)	4100000	3400000	3200000	3000000	2700000	2500000	2300000	2300000	2200000	1500000	1700000	1900000	1900000	1300000	
5		Doomdooma 5	NH (wtihin 100 mtrs)	4500000	3700000	3550000	3300000	3000000	2800000	2600000	2600000	2500000	1800000	2000000	2200000	2200000	1600000	78.95%
			Near NH (Outside 100 mtrs)	4300000	3600000	3450000	3200000	2900000	2700000	2500000	2500000	2400000	1700000	1900000	2100000	2100000	1500000	
			Near PWD (Within 100Mtrs)	4200000	3500000	3300000	3100000	2800000	2600000	2400000	2400000	2300000	1600000	1800000	2000000	2000000	1400000	
			Near PWD (Outside 100 mtrs)	4100000	3400000	3200000	3000000	2700000	2500000	2300000	2300000	2200000	1500000	1700000	1900000	1900000	1300000	
6		Doomdooma 6	NH (wtihin 100 mtrs)	4000000	3200000	3050000	2800000	2500000	2400000	2300000	2400000	2300000	1700000	1800000	2000000	2000000	1500000	81.40%
			Near NH (Outside 100 mtrs)	3900000	3100000	2950000	2700000	2400000	2300000	2200000	2300000	2200000	1600000	1700000	1900000	1900000	1400000	
			Near PWD (Within 100Mtrs)	3800000	3000000	2850000	2600000	2300000	2200000	2100000	2200000	2100000	1500000	1600000	1800000	1800000	1300000	
			Near PWD (Outside 100 mtrs)	3700000	2900000	2750000	2500000	2200000	2100000	2000000	2100000	2000000	1400000	1500000	1700000	1700000	1200000	
			NH (wtihin 100 mtrs)	4000000	3200000	3050000	2800000	2500000	2400000	2300000	2400000	2300000	1700000	1800000	2000000	2000000	1500000	

*[Signature]*  
Deputy Commissioner  
Tinsukia

*[Signature]*  
Addl. Deputy Commissioner (Rev.)  
Tinsukia

*[Signature]*  
Circle Officer  
Doomdooma Revenue Circle  
Doomdooma

Sl No.	Mouza	Name of the Village	Land site	Industry	Trade Site			Basti Land			Other land(Including Agriculture land)							Average Increase %	
					1st Class	2nd Class	3rd Class	1st Class	2nd Class	3rd Class	Bhal Bari	Bari	Hali toli	Lahi Toli	Foring	B. Faring	Jalduba		
7	Doomdooma (Town Zone 2)	Doomdooma 7	Near NH (Outside 100 mtrs)	3900000	3100000	2950000	2700000	2400000	2300000	2200000	2300000	2200000	1600000	1700000	1900000	1900000	1400000	81.40%	
			Near PWD (Within 100Mtrs)	3800000	300000	2850000	2600000	2300000	2200000	2100000	2200000	2100000	1500000	1600000	1800000	1800000	1300000		
			Near PWD (Outside 100 mtrs)	3700000	2900000	2750000	2500000	2200000	2100000	2000000	2100000	2000000	1400000	1500000	1700000	1700000	1200000		
8		Doomdooma 8	NH (wtihin 100 mtrs)	4000000	3200000	3050000	2800000	2500000	2400000	2300000	2400000	2300000	1700000	1800000	2000000	2000000	1500000	117.53%	
			Near NH (Outside 100 mtrs)	3900000	3100000	2950000	2700000	2400000	2300000	2200000	2300000	2200000	1600000	1700000	1900000	1900000	1400000		
			Near PWD (Within 100Mtrs)	3800000	300000	2850000	2600000	2300000	2200000	2100000	2200000	2100000	1500000	1600000	1800000	1800000	1300000		
			Near PWD (Outside 100 mtrs)	3700000	2900000	2750000	2500000	2200000	2100000	2000000	2100000	2000000	1400000	1500000	1700000	1700000	1200000		
9			Doomdooma (Zone 3)	Doomdooma 9	NH (wtihin 100 mtrs)	3500000	2700000	2650000	2500000	2400000	2300000	2200000	2200000	2100000	1600000	1700000	1900000	1900000	1400000
	Near NH (Outside 100 mtrs)				3400000	2600000	2550000	2400000	2300000	2200000	2100000	2100000	2000000	1500000	1600000	1800000	1800000	1300000	
	Near PWD (Within 100Mtrs)				3300000	2500000	2450000	2300000	2200000	2100000	2000000	2000000	1900000	1400000	1500000	1700000	1700000	1200000	
	Near PWD (Outside 100 mtrs)				3200000	2400000	2350000	2200000	2100000	2000000	1900000	1900000	1800000	1300000	1400000	1600000	1600000	1100000	
	NH (wtihin 100 mtrs)	3500000			2700000	2650000	2500000	2400000	2300000	2200000	2200000	2100000	1600000	1700000	1900000	1900000	1400000		

*[Signature]*

*[Signature]*  
Addl. Deputy Commissioner (Rev.)  
Tinsukia

*[Signature]*  
Circle Officer  
Doomdooma Revenue Circle  
Doomdooma

Sl No.	Mouza	Name of the Village	Land site	Industry	Trade Site			Basti Land			Other land(Including Agriculture land)							Average Increase %
					1st Class	2nd Class	3rd Class	1st Class	2nd Class	3rd Class	Bhal Bari	Bari	Hali toli	Lahi Toli	Foring	B. Faring	Jalduba	
10	Doo	Doomdooma 10	Near NH (Outside 100 mtrs)	3400000	2600000	2550000	2400000	2300000	2200000	2100000	2100000	2000000	1500000	1600000	1800000	1800000	1300000	75.38%
			Near PWD (Within 100Mtrs)	3300000	2500000	2450000	2300000	2200000	2100000	2000000	2000000	1900000	1400000	1500000	1700000	1700000	1200000	
			Near PWD (Outside 100 mtrs)	3200000	2400000	2350000	2200000	2100000	2000000	1900000	1900000	1800000	1300000	1400000	1600000	1600000	1100000	
11		No 8 Beesakopie LC	NH (wtihin 100 mtrs)	3300000	2800000	2700000	2500000	2350000	2100000	1900000	1600000	1500000	1100000	1100000	1400000	1400000	900000	251.74%
			Near NH (Outside 100 mtrs)	3100000	2700000	2600000	2400000	2300000	2000000	1850000	1500000	1400000	1050000	1050000	1350000	1350000	800000	
			Near PWD (Within 100Mtrs)	3000000	2600000	2500000	2300000	2250000	1950000	1800000	1400000	1300000	1000000	1000000	1300000	1300000	700000	
			Near PWD (Outside 100 mtrs)	2900000	2500000	2400000	2200000	2200000	1900000	1750000	1300000	1200000	900000	900000	1250000	1250000	600000	
12		No 73 Beesakopie FS	NH (wtihin 100 mtrs)	3300000	2800000	2700000	2500000	2350000	2100000	1900000	1600000	1500000	1100000	1100000	1400000	1400000	900000	251.74%
			Near NH (Outside 100 mtrs)	3100000	2700000	2600000	2400000	2300000	2000000	1850000	1500000	1400000	1050000	1050000	1350000	1350000	800000	
			Near PWD (Within 100Mtrs)	3000000	2600000	2500000	2300000	2250000	1950000	1800000	1400000	1300000	1000000	1000000	1300000	1300000	700000	
			Near PWD (Outside 100 mtrs)	2900000	2500000	2400000	2200000	2200000	1900000	1750000	1300000	1200000	900000	900000	1250000	1250000	600000	
			NH (wtihin 100 mtrs)															

  
Deputy Commissioner  
Tinsukia

  
Addl. Deputy Commissioner (Rev.)  
Tinsukia

  
Circle Officer  
Doomdooma Revenue Circle  
Doomdooma

Sl No.	Mouza	Name of the Village	Land site	Industry	Trade Site			Basti Land			Other land(Including Agriculture land)							Average Increase %		
					1st Class	2nd Class	3rd Class	1st Class	2nd Class	3rd Class	Bhal Bari	Bari	Hali toli	Lahi Toli	Foring	B. Faring	Jalduba			
13		No 1 Kakojan	Near NH (Outside 100 mtrs)															163.02%		
			Near PWD (Within 100Mtrs)	800000	300000	280000	260000	240000	220000	200000	190000	170000	160000	160000	170000	170000	130000			
			Near PWD (Outside 100 mtrs)	700000	280000	260000	240000	220000	200000	190000	170000	150000	150000	150000	150000	160000	160000		110000	
14			No 2 Kakojan	NH (wtihin 100 mtrs)															163.02%	
				Near NH (Outside 100 mtrs)																
				Near PWD (Within 100Mtrs)	800000	300000	280000	260000	240000	220000	200000	190000	170000	160000	160000	170000	170000	130000		
15				Sitalipati	Near PWD (Outside 100 mtrs)	700000	280000	260000	240000	220000	200000	190000	170000	150000	150000	150000	160000	160000	110000	161.16%
					NH (wtihin 100 mtrs)	1200000	1000000	900000	800000	700000	600000	500000	400000	300000	200000	200000	200000	200000	200000	
					Near NH (Outside 100 mtrs)	1100000	900000	800000	700000	600000	500000	400000	300000	200000	100000	200000	200000	200000	200000	
					Near PWD (Within 100Mtrs)	1000000	800000	700000	600000	500000	400000	300000	200000	100000	100000	100000	100000	100000	100000	
						Near PWD (Outside 100 mtrs)	900000	700000	600000	500000	400000	300000	200000	100000	100000	100000	100000	100000	100000	
						NH (wtihin 100 mtrs)	1500000	1000000	900000	800000	700000	600000	500000	400000	300000	200000	300000	300000	300000	200000

  
Deputy Commissioner  
Tinsukia

  
Addl. Deputy Commissioner (Rev.)  
Tinsukia

  
Circle Officer  
Doomdooma Revenue Circle  
Doomdooma -

Sl No.	Mouza	Name of the Village	Land site	Industry	Trade Site			Basti Land			Other land(Including Agriculture land)							Average Increase %			
					1st Class	2nd Class	3rd Class	1st Class	2nd Class	3rd Class	Bhal Bari	Bari	Hali toli	Lahi Toli	Foring	B. Faring	Jalduba				
16		Sukreting 135 F.S	Near NH (Outside 100 mtrs)	1400000	900000	800000	700000	600000	500000	400000	300000	200000	100000	200000	200000	200000	200000	100000	13.01%		
			Near PWD (Within 100Mtrs)	1300000	800000	700000	600000	500000	400000	300000	200000	100000	100000	100000	100000	100000	100000	100000		100000	
			Near PWD (Outside 100 mtrs)	1200000	700000	600000	500000	400000	300000	200000	100000	100000	100000	100000	100000	100000	100000	100000		100000	
17			No 28 Budlabheta	NH (wtihin 100 mtrs)	1200000	1000000	900000	800000	700000	600000	500000	400000	300000	200000	200000	200000	200000	200000	200000	13.01%	
				Near NH (Outside 100 mtrs)	1100000	900000	800000	700000	600000	500000	400000	300000	200000	100000	200000	200000	200000	200000	200000		
				Near PWD (Within 100Mtrs)	1000000	800000	700000	600000	500000	400000	300000	200000	100000	100000	100000	100000	100000	100000	100000		
				Near PWD (Outside 100 mtrs)	900000	700000	600000	500000	400000	300000	200000	100000	100000	100000	100000	100000	100000	100000	100000		
18				Sukreting No.8 Grant	NH (wtihin 100 mtrs)															13.01%	
					Near NH (Outside 100 mtrs)																
					Near PWD (Within 100Mtrs)	1000000	800000	700000	600000	500000	400000	300000	200000	100000	100000	100000	100000	100000	100000		100000
					Near PWD (Outside 100 mtrs)	900000	700000	600000	500000	400000	300000	200000	100000	100000	100000	100000	100000	100000	100000		100000
						NH (wtihin 100 mtrs)															

  
Deputy Commissioner  
Tinsukia

  
Addl. Deputy Commissioner (Rev.)  
Tinsukia

  
Circle Officer  
Doomdooma Revenue Circle  
Doomdooma -

Sl No.	Mouza	Name of the Village	Land site	Industry	Trade Site			Basti Land			Other land(Including Agriculture land)							Average Increase %				
					1st Class	2nd Class	3rd Class	1st Class	2nd Class	3rd Class	Bhal Bari	Bari	Hali toli	Lahi Toli	Foring	B. Faring	Jalduba					
19		Sukreting 560 Grant	Near NH (Outside 100 mtrs)															95.33%				
			Near PWD (Within 100Mtrs)	1000000	800000	700000	600000	500000	400000	300000	200000	100000	100000	100000	100000	100000	100000		100000			
			Near PWD (Outside 100 mtrs)	900000	700000	600000	500000	400000	300000	200000	100000	100000	100000	100000	100000	100000	100000		100000			
20			Sukreting No 40	NH (wtihin 100 mtrs)															57.79%			
				Near NH (Outside 100 mtrs)																		
				Near PWD (Within 100Mtrs)	1000000	800000	700000	600000	500000	400000	300000	200000	100000	100000	100000	100000	100000	100000		100000		
21				Tara T.E 81/8/548/210	Near PWD (Outside 100 mtrs)	900000	700000	600000	500000	400000	300000	200000	100000	100000	100000	100000	100000	100000	100000	95.33%		
					NH (wtihin 100 mtrs)																	
					Near NH (Outside 100 mtrs)																	
					Near PWD (Within 100Mtrs)	1000000	800000	700000	600000	500000	400000	300000	200000	100000	100000	100000	100000	100000	100000		100000	
						Near PWD (Outside 100 mtrs)	900000	700000	600000	500000	400000	300000	200000	100000	100000	100000	100000	100000	100000			
						NH (wtihin 100 mtrs)																

  
Deputy Commissioner  
Tinsukia

  
Addl. Deputy Commissioner (Rev.)  
Tinsukia

  
Circle Officer  
Doomdooma Revenue Circle  
Doomdooma

Sl No.	Mouza	Name of the Village	Land site	Industry	Trade Site			Basti Land			Other land(Including Agriculture land)							Average Increase %	
					1st Class	2nd Class	3rd Class	1st Class	2nd Class	3rd Class	Bhal Bari	Bari	Hali toli	Lahi Toli	Foring	B. Faring	Jalduba		
22	Doomdooma (LOT 2)	Tara T.E 387	Near NH (Outside 100 mtrs)																
			Near PWD (Within 100Mtrs)	1000000	800000	700000	600000	500000	400000	300000	200000	100000	100000	100000	100000	100000	100000	100000	
			Near PWD (Outside 100 mtrs)	900000	700000	600000	500000	400000	300000	200000	100000	100000	100000	100000	100000	100000	100000	100000	
23		Tara T.E 91	NH (wtihin 100 mtrs)																
			Near NH (Outside 100 mtrs)																
			Near PWD (Within 100Mtrs)	1000000	800000	700000	600000	500000	400000	300000	200000	100000	100000	100000	100000	100000	100000	100000	95.33%
			Near PWD (Outside 100 mtrs)	900000	700000	600000	500000	400000	300000	200000	100000	100000	100000	100000	100000	100000	100000	100000	
24		Tara T.E 175/172 NLR	NH (wtihin 100 mtrs)																
			Near NH (Outside 100 mtrs)																
			Near PWD (Within 100Mtrs)	1000000	800000	700000	600000	500000	400000	300000	200000	100000	100000	100000	100000	100000	100000	100000	95.33%
			Near PWD (Outside 100 mtrs)	900000	700000	600000	500000	400000	300000	200000	100000	100000	100000	100000	100000	100000	100000	100000	
				NH (wtihin 100 mtrs)															

  
Deputy Commissioner  
Tinsukia

  
Addl. Deputy Commissioner (Rev.)  
Tinsukia

  
Circle Officer  
Doomdooma Revenue Circle  
Doomdooma



**Zonal Valuation of Land**  
Effective from 01-08-2022

Sl No.	Mouza	Name of the Village	Land site	Industry	Trade Site			Basti Land			Other land(Including Agriculture land)						Average Increase %					
					1st Class	2nd Class	3rd Class	1st Class	2nd Class	3rd Class	Bhal Bari	Bari	Hali toli	Lahi Toli	Foring	B. Faring		Jalduba				
25		No 37 Tara	Near NH (Outside 100 mtrs)															95.33%				
			Near PWD (Within 100Mtrs)	1000000	800000	700000	600000	500000	400000	300000	200000	100000	100000	100000	100000	100000	100000		100000			
			Near PWD (Outside 100 mtrs)	900000	700000	600000	500000	400000	300000	200000	100000	100000	100000	100000	100000	100000	100000		100000			
26			No 31 Tara	NH (wtihin 100 mtrs)															95.33%			
				Near NH (Outside 100 mtrs)																		
				Near PWD (Within 100Mtrs)	1000000	800000	700000	600000	500000	400000	300000	200000	100000	100000	100000	100000	100000	100000		100000		
27				No 546 Tara	Near PWD (Outside 100 mtrs)	900000	700000	600000	500000	400000	300000	200000	100000	100000	100000	100000	100000	100000	100000	95.33%		
					NH (wtihin 100 mtrs)																	
					Near NH (Outside 100 mtrs)																	
					Near PWD (Within 100Mtrs)	1000000	800000	700000	600000	500000	400000	300000	200000	100000	100000	100000	100000	100000	100000		100000	
						Near PWD (Outside 100 mtrs)	900000	700000	600000	500000	400000	300000	200000	100000	100000	100000	100000	100000	100000			
						NH (wtihin 100 mtrs)																

  
Deputy Commissioner  
Tinsukia


  
Addl. Deputy Commissioner (Rev.)  
Tinsukia

  
Circle Officer  
Doomdooma Revenue Circle  
Doomdooma

Sl No.	Mouza	Name of the Village	Land site	Industry	Trade Site			Basti Land			Other land(Including Agriculture land)						Average Increase %			
					1st Class	2nd Class	3rd Class	1st Class	2nd Class	3rd Class	Bhal Bari	Bari	Hali toli	Lahi Toli	Foring	B. Faring		Jalduba		
28		No 36/92 Tara	Near NH (Outside 100 mtrs)															95.33%		
			Near PWD (Within 100Mtrs)	1000000	800000	700000	600000	500000	400000	300000	200000	100000	100000	100000	100000	100000	100000		100000	
Near PWD (Outside 100 mtrs)			900000	700000	600000	500000	400000	300000	200000	100000	100000	100000	100000	100000	100000	100000	100000			
NH (wtihin 100 mtrs)																				
29		Tara No 123 NLR	Near NH (Outside 100 mtrs)																95.33%	
			Near PWD (Within 100Mtrs)	1000000	800000	700000	600000	500000	400000	300000	200000	100000	100000	100000	100000	100000	100000	100000		
			Near PWD (Outside 100 mtrs)	900000	700000	600000	500000	400000	300000	200000	100000	100000	100000	100000	100000	100000	100000	100000		
			NH (wtihin 100 mtrs)																	
30			Tara 37/91	Near NH (Outside 100 mtrs)																95.33%
				Near PWD (Within 100Mtrs)	1000000	800000	700000	600000	500000	400000	300000	200000	100000	100000	100000	100000	100000	100000	100000	
				Near PWD (Outside 100 mtrs)	900000	700000	600000	500000	400000	300000	200000	100000	100000	100000	100000	100000	100000	100000	100000	
				NH (wtihin 100 mtrs)																

  
Deputy Commissioner  
Tinsukia

  
Addl. Deputy Commissioner (Rev.)  
Tinsukia

  
Circle Officer  
Doomdooma Revenue Circle  
Doomdooma

Sl No.	Mouza	Name of the Village	Land site	Industry	Trade Site			Basti Land			Other land(Including Agriculture land)						Average Increase %				
					1st Class	2nd Class	3rd Class	1st Class	2nd Class	3rd Class	Bhal Bari	Bari	Hali toli	Lahi Toli	Foring	B. Faring		Jalduba			
31		No 9 Tara (A)	Near NH (Outside 100 mtrs)															95.33%			
			Near PWD (Within 100Mtrs)	1000000	800000	700000	600000	500000	400000	300000	200000	100000	100000	100000	100000	100000	100000		100000		
			Near PWD (Outside 100 mtrs)	900000	700000	600000	500000	400000	300000	200000	100000	100000	100000	100000	100000	100000	100000		100000		
32		Tara 73 No	No 9 Tara (A)	NH (wtihin 100 mtrs)															95.33%		
				Near NH (Outside 100 mtrs)																	
				Near PWD (Within 100Mtrs)	1000000	800000	700000	600000	500000	400000	300000	200000	100000	100000	100000	100000	100000	100000		100000	
				Near PWD (Outside 100 mtrs)	900000	700000	600000	500000	400000	300000	200000	100000	100000	100000	100000	100000	100000	100000		100000	
33			Sukreting Pattaland	No 9 Tara (A)	NH (wtihin 100 mtrs)															95.33%	
					Near NH (Outside 100 mtrs)																
					Near PWD (Within 100Mtrs)	1000000	800000	700000	600000	500000	400000	300000	200000	100000	100000	100000	100000	100000	100000		100000
					Near PWD (Outside 100 mtrs)	900000	700000	600000	500000	400000	300000	200000	100000	100000	100000	100000	100000	100000	100000		100000
					NH (wtihin 100 mtrs)																

  
Deputy Commissioner  
Tinsukia


  
Addl. Deputy Commissioner (Rev.)  
Tinsukia

  
Circle Officer  
Doomdooma Revenue Circle  
Doomdooma

Sl No.	Mouza	Name of the Village	Land site	Industry	Trade Site			Basti Land			Other land(Including Agriculture land)							Average Increase %		
					1st Class	2nd Class	3rd Class	1st Class	2nd Class	3rd Class	Bhal Bari	Bari	Hali toli	Lahi Toli	Foring	B. Faring	Jalduba			
34		1 No Philobarri Pithagut	Near NH (Outside 100 mtrs)															347%		
			Near PWD (Within 100Mtrs)	600000	400000	380000	360000	340000	320000	300000	290000	270000	240000	240000	270000	270000	130000			
			Near PWD (Outside 100 mtrs)	500000	380000	360000	340000	320000	300000	290000	270000	250000	220000	220000	250000	250000	110000			
35			Amguri	NH (wtihin 100 mtrs)															347%	
				Near NH (Outside 100 mtrs)																
				Near PWD (Within 100Mtrs)	600000	400000	380000	360000	340000	320000	300000	290000	270000	240000	240000	270000	270000	130000		
				Near PWD (Outside 100 mtrs)	500000	380000	360000	340000	320000	300000	290000	270000	250000	220000	220000	250000	250000	110000		
36				Padum Pathar Bijuliban	NH (wtihin 100 mtrs)															347%
					Near NH (Outside 100 mtrs)															
					Near PWD (Within 100Mtrs)	600000	400000	380000	360000	340000	320000	300000	290000	270000	240000	240000	270000	270000	130000	
					Near PWD (Outside 100 mtrs)	500000	380000	360000	340000	320000	300000	290000	270000	250000	220000	220000	250000	250000	110000	
						NH (wtihin 100 mtrs)														

  
Deputy Commissioner  
Tinsukia

  
Addl. Deputy Commissioner (Rev.)  
Tinsukia

  
Circle Officer  
Doomdooma Revenue Circle  
Doomdooma

**Zonal Valuation of Land**  
**Effective from 01-08-2022**

Sl No.	Mouza	Name of the Village	Land site	Industry	Trade Site			Basti Land			Other land(Including Agriculture land)						Average Increase %			
					1st Class	2nd Class	3rd Class	1st Class	2nd Class	3rd Class	Bhal Bari	Bari	Hali toli	Lahi Toli	Foring	B. Faring		Jalduba		
37	Doomdooma (LOT 5)	1 No Pithaguti	Near NH (Outside 100 mtrs)																	
			Near PWD (Within 100Mtrs)	600000	400000	380000	360000	340000	320000	300000	290000	270000	240000	240000	270000	270000	130000			
			Near PWD (Outside 100 mtrs)	500000	380000	360000	340000	320000	300000	290000	270000	250000	220000	220000	250000	250000	110000			
38		2 No Pithaguti	NH (wtihin 100 mtrs)																	
			Near NH (Outside 100 mtrs)																	
			Near PWD (Within 100Mtrs)	600000	400000	380000	360000	340000	320000	300000	290000	270000	240000	240000	270000	270000	130000	224%		
			Near PWD (Outside 100 mtrs)	500000	380000	360000	340000	320000	300000	290000	270000	250000	220000	220000	250000	250000	110000			
39		3 No Kajojan	NH (wtihin 100 mtrs)																	
			Near NH (Outside 100 mtrs)																	
			Near PWD (Within 100Mtrs)	600000	400000	380000	360000	340000	320000	300000	290000	270000	240000	240000	270000	270000	130000	224%		
			Near PWD (Outside 100 mtrs)	500000	380000	360000	340000	320000	300000	290000	270000	250000	220000	220000	250000	250000	110000			

  
Deputy Commissioner  
Tinsukia

  
Addl. Deputy Commissioner (Rev.)  
Tinsukia

  
Circle Officer  
Doomdooma Revenue Circle  
Doomdooma

**Zonal Valuation of Land**  
**Effective from 01-08-2022**

Sl No.	Mouza	Name of the Village	Land site	Industry	Trade Site			Basti Land			Other land(Including Agriculture land)							Average Increase %		
					1st Class	2nd Class	3rd Class	1st Class	2nd Class	3rd Class	Bhal Bari	Bari	Hali toli	Lahi Toli	Foring	B. Faring	Jalduba			
40		4 No Kakojan	Near NH (Outside 100 mtrs)															233%		
			Near PWD (Within 100Mtrs)	600000	400000	380000	360000	340000	320000	300000	290000	270000	240000	240000	270000	270000	130000			
			Near PWD (Outside 100 mtrs)	500000	380000	360000	340000	320000	300000	290000	270000	250000	220000	220000	250000	250000	110000			
41			Tara TE 9 No (B)	NH (wtihin 100 mtrs)															233%	
				Near NH (Outside 100 mtrs)																
				Near PWD (Within 100Mtrs)	600000	400000	380000	360000	340000	320000	300000	290000	270000	240000	240000	270000	270000	130000		
				Near PWD (Outside 100 mtrs)	500000	380000	360000	340000	320000	300000	290000	270000	250000	220000	220000	250000	250000	110000		
42				Tara TE 9 No (c)	NH (wtihin 100 mtrs)															233%
					Near NH (Outside 100 mtrs)															
					Near PWD (Within 100Mtrs)	600000	400000	380000	360000	340000	320000	300000	290000	270000	240000	240000	270000	270000	130000	
					Near PWD (Outside 100 mtrs)	500000	380000	360000	340000	320000	300000	290000	270000	250000	220000	220000	250000	250000	110000	
						NH (wtihin 100 mtrs)	3000000	2500000	2400000	2300000	2200000	2100000	1900000	1700000	1700000	1400000	1400000	1500000	1500000	1300000

*[Signature]*  
Deputy Commissioner  
Tinsukia

*[Signature]*  
Addl. Deputy Commissioner (Rev.)  
Tinsukia

*[Signature]*  
Circle Officer  
Doomdooma Revenue Circle  
Doomdooma

Sl No.	Mouza	Name of the Village	Land site	Industry	Trade Site			Basti Land			Other land(Including Agriculture land)							Average Increase %
					1st Class	2nd Class	3rd Class	1st Class	2nd Class	3rd Class	Bhal Bari	Bari	Hali toli	Lahi Toli	Foring	B. Faring	Jalduba	
43		MANKHOWA	Near NH (Outside 100 mtrs)	2800000	2400000	2300000	2200000	2100000	2000000	1800000	1600000	1500000	1300000	1300000	1400000	1400000	1200000	623%
			Near PWD (Within 100Mtrs)	2700000	2300000	2200000	2100000	2000000	1900000	1700000	1500000	1400000	1200000	1200000	1300000	1300000	1100000	
			Near PWD (Outside 100 mtrs)	2600000	2200000	2100000	2000000	1900000	1800000	1600000	1400000	1400000	1100000	1100000	1200000	1200000	1000000	
44		ANHENGIA	NH (wtihin 100 mtrs)	3000000	2500000	2400000	2300000	2200000	2100000	1900000	1700000	1700000	1400000	1400000	1500000	1500000	1300000	119%
			Near NH (Outside 100 mtrs)	2800000	2400000	2300000	2200000	2100000	2000000	1800000	1600000	1500000	1300000	1300000	1400000	1400000	1200000	
			Near PWD (Within 100Mtrs)	2700000	2300000	2200000	2100000	2000000	1900000	1700000	1500000	1400000	1200000	1200000	1300000	1300000	1100000	
			Near PWD (Outside 100 mtrs)	2600000	2200000	2100000	2000000	1900000	1800000	1600000	1400000	1400000	1100000	1100000	1200000	1200000	1000000	
45		NAGAON	NH (wtihin 100 mtrs)	3000000	2500000	2400000	2300000	2200000	2100000	1900000	1700000	1700000	1400000	1400000	1500000	1500000	1300000	1100%
			Near NH (Outside 100 mtrs)	2800000	2400000	2300000	2200000	2100000	2000000	1800000	1600000	1500000	1300000	1300000	1400000	1400000	1200000	
			Near PWD (Within 100Mtrs)	2700000	2300000	2200000	2100000	2000000	1900000	1700000	1500000	1400000	1200000	1200000	1300000	1300000	1100000	
			Near PWD (Outside 100 mtrs)	2600000	2200000	2100000	2000000	1900000	1800000	1600000	1400000	1400000	1100000	1100000	1200000	1200000	1000000	
		R	NH (wtihin 100 mtrs)	2000000	1600000	1500000	1400000	1300000	1200000	1100000	1000000	1000000	900000	900000	1000000	1000000	300000	

*[Signature]*  
Deputy Commissioner  
Tinsukia

*[Signature]*  
Addl. Deputy Commissioner (Rev.)  
Tinsukia

*[Signature]*  
Circle Officer  
Doomdooma Revenue Circle  
Doomdooma

Sl No.	Mouza	Name of the Village	Land site	Industry	Trade Site			Basti Land			Other land(Including Agriculture land)							Average Increase %
					1st Class	2nd Class	3rd Class	1st Class	2nd Class	3rd Class	Bhal Bari	Bari	Hali toli	Lahi Toli	Foring	B. Faring	Jalduba	
46		BUDLABHETA 79/76 NL	Near NH (Outside 100 mtrs)	1900000	1500000	1400000	1300000	1250000	1150000	1050000	960000	960000	870000	870000	960000	960000	270000	1369%
			Near PWD (Within 100Mtrs)	1800000	1400000	1300000	1200000	1200000	1100000	1000000	930000	930000	850000	850000	960000	930000	250000	
			Near PWD (Outside 100 mtrs)	1700000	1300000	1200000	1100000	1150000	1050000	950000	900000	900000	830000	830000	900000	900000	220000	
47		BUDLABHETA 17 NO APPLICATION	NH (wtihin 100 mtrs)	2000000	1600000	1500000	1400000	1300000	1200000	1100000	1000000	1000000	900000	900000	1000000	1000000	300000	1566%
			Near NH (Outside 100 mtrs)	1900000	1500000	1400000	1300000	1250000	1150000	1050000	960000	960000	870000	870000	960000	960000	270000	
			Near PWD (Within 100Mtrs)	1800000	1400000	1300000	1200000	1200000	1100000	1000000	930000	930000	850000	850000	960000	930000	250000	
			Near PWD (Outside 100 mtrs)	1700000	1300000	1200000	1100000	1150000	1050000	950000	900000	900000	830000	830000	900000	900000	220000	
48		BEESAPOIE 121 APPL.	NH (wtihin 100 mtrs)	2000000	1600000	1500000	1400000	1300000	1200000	1100000	1000000	1000000	900000	900000	1000000	1000000	300000	1340%
			Near NH (Outside 100 mtrs)	1900000	1500000	1400000	1300000	1250000	1150000	1050000	960000	960000	870000	870000	960000	960000	270000	
			Near PWD (Within 100Mtrs)	1800000	1400000	1300000	1200000	1200000	1100000	1000000	930000	930000	850000	850000	960000	930000	250000	
			Near PWD (Outside 100 mtrs)	1700000	1300000	1200000	1100000	1150000	1050000	950000	900000	900000	830000	830000	900000	900000	220000	
			NH (wtihin 100 mtrs)	2000000	1600000	1500000	1400000	1300000	1200000	1100000	1000000	1000000	900000	900000	1000000	1000000	300000	

  
Deputy Commissioner  
Tinsukia

  
Addl. Deputy Commissioner (Rev.)  
Tinsukia

  
Circle Officer  
Doomdooma Revenue Circle  
Doomdooma -



Sl No.	Mouza	Name of the Village	Land site	Industry	Trade Site			Basti Land			Other land(Including Agriculture land)						Average Increase %	
					1st Class	2nd Class	3rd Class	1st Class	2nd Class	3rd Class	Bhal Bari	Bari	Hali toli	Lahi Toli	Foring	B. Faring		Jalduba
49		PHATIKJAN	Near NH (Outside 100 mtrs)	1900000	1500000	1400000	1300000	1250000	1150000	1050000	960000	960000	870000	870000	960000	960000	270000	1567%
			Near PWD (Within 100Mtrs)	1800000	1400000	1300000	1200000	1200000	1100000	1000000	930000	930000	850000	850000	960000	930000	250000	
			Near PWD (Outside 100 mtrs)	1700000	1300000	1200000	1100000	1150000	1050000	950000	900000	900000	830000	830000	900000	900000	220000	
50		ROJAGARH BONGALI	NH (wtihin 100 mtrs)	2000000	1600000	1500000	1400000	1300000	1200000	1100000	1000000	1000000	900000	900000	1000000	1000000	300000	615%
			Near NH (Outside 100 mtrs)	1900000	1500000	1400000	1300000	1250000	1150000	1050000	960000	960000	870000	870000	960000	960000	270000	
			Near PWD (Within 100Mtrs)	1800000	1400000	1300000	1200000	1200000	1100000	1000000	930000	930000	850000	850000	960000	930000	250000	
			Near PWD (Outside 100 mtrs)	1700000	1300000	1200000	1100000	1150000	1050000	950000	900000	900000	830000	830000	900000	900000	220000	
51		NAGAON BONGALI	NH (wtihin 100 mtrs)	2000000	1600000	1500000	1400000	1300000	1200000	1100000	1000000	1000000	900000	900000	1000000	1000000	300000	1340%
			Near NH (Outside 100 mtrs)	1900000	1500000	1400000	1300000	1250000	1150000	1050000	960000	960000	870000	870000	960000	960000	270000	
			Near PWD (Within 100Mtrs)	1800000	1400000	1300000	1200000	1200000	1100000	1000000	930000	930000	850000	850000	960000	930000	250000	
			Near PWD (Outside 100 mtrs)	1700000	1300000	1200000	1100000	1150000	1050000	950000	900000	900000	830000	830000	900000	900000	220000	
			NH (wtihin 100 mtrs)	2000000	1600000	1500000	1400000	1300000	1200000	1100000	1000000	1000000	900000	900000	1000000	1000000	300000	

  
Deputy Commissioner  
Tinsukia


  
Addl. Deputy Commissioner (Rev.)  
Tinsukia

  
Circle Officer  
Doomdooma Revenue Circle  
Doomdooma

Sl No.	Mouza	Name of the Village	Land site	Industry	Trade Site			Basti Land			Other land(Including Agriculture land)							Average Increase %
					1st Class	2nd Class	3rd Class	1st Class	2nd Class	3rd Class	Bhal Bari	Bari	Hali toli	Lahi Toli	Foring	B. Faring	Jalduba	
52		BEESAKOPIE 121 FS	Near NH (Outside 100 mtrs)	1900000	1500000	1400000	1300000	1250000	1150000	1050000	960000	960000	870000	870000	960000	960000	270000	374%
			Near PWD (Within 100Mtrs)	1800000	1400000	1300000	1200000	1200000	1100000	1000000	930000	930000	850000	850000	960000	930000	250000	
			Near PWD (Outside 100 mtrs)	1700000	1300000	1200000	1100000	1150000	1050000	950000	900000	900000	830000	830000	900000	900000	220000	
53		BORDUBI 172/169 NLR	NH (wtihin 100 mtrs)															374%
			Near NH (Outside 100 mtrs)															
			Near PWD (Within 100Mtrs)	800000	650000	600000	550000	380000	370000	360000	300000	300000	250000	250000	300000	300000	150000	
			Near PWD (Outside 100 mtrs)	750000	600000	560000	500000	350000	340000	330000	260000	260000	200000	200000	250000	250000	100000	
54		BORDUBI 207/205 NLR	NH (wtihin 100 mtrs)															374%
			Near NH (Outside 100 mtrs)															
			Near PWD (Within 100Mtrs)	800000	650000	600000	550000	380000	370000	360000	300000	300000	250000	250000	300000	300000	150000	
			Near PWD (Outside 100 mtrs)	750000	600000	560000	500000	350000	340000	330000	260000	260000	200000	200000	250000	250000	100000	
			NH (wtihin 100 mtrs)															

  
Deputy Commissioner  
Tinsukia


  
Addl. Deputy Commissioner (Rev.)  
Tinsukia

  
Circle Officer  
Doomdooma Revenue Circle  
Doomdooma -

Sl No.	Mouza	Name of the Village	Land site	Industry	Trade Site			Basti Land			Other land(Including Agriculture land)						Average Increase %	
					1st Class	2nd Class	3rd Class	1st Class	2nd Class	3rd Class	Bhal Bari	Bari	Hali toli	Lahi Toli	Foring	B. Faring		Jalduba
55		BORDUBI 171/168 NLF	Near NH (Outside 100 mtrs)															374%
			Near PWD (Within 100Mtrs)	800000	650000	600000	550000	380000	370000	360000	300000	300000	250000	250000	300000	300000	150000	
			Near PWD (Outside 100 mtrs)	750000	600000	560000	500000	350000	340000	330000	260000	260000	200000	200000	250000	250000	100000	
56		BORDUBI 183/180 NLR	NH (wtihin 100 mtrs)															367%
			Near NH (Outside 100 mtrs)															
			Near PWD (Within 100Mtrs)	800000	650000	600000	550000	380000	370000	360000	300000	300000	250000	250000	300000	300000	150000	
			Near PWD (Outside 100 mtrs)	750000	600000	560000	500000	350000	340000	330000	260000	260000	200000	200000	250000	250000	100000	
57		BORDUBI 217/215-244/242 NLR	NH (wtihin 100 mtrs)															367%
			Near NH (Outside 100 mtrs)															
			Near PWD (Within 100Mtrs)	800000	650000	600000	550000	380000	370000	360000	300000	300000	250000	250000	300000	300000	150000	
			Near PWD (Outside 100 mtrs)	750000	600000	560000	500000	350000	340000	330000	260000	260000	200000	200000	250000	250000	100000	
			NH (wtihin 100 mtrs)															

  
Deputy Commissioner  
Tinsukia

  
Addl. Deputy Commissioner (Rev.)  
Tinsukia

  
Circle Officer  
Doomdooma Revenue Circle  
Doomdooma

Sl No.	Mouza	Name of the Village	Land site	Industry	Trade Site			Basti Land			Other land(Including Agriculture land)						Average Increase %	
					1st Class	2nd Class	3rd Class	1st Class	2nd Class	3rd Class	Bhal Bari	Bari	Hali toli	Lahi Toli	Foring	B. Faring		Jalduba
58		BORDUBI 4/544 NLR	Near NH (Outside 100 mtrs)															367%
			Near PWD (Within 100Mtrs)	800000	650000	600000	550000	380000	370000	360000	300000	300000	250000	250000	300000	300000	150000	
			Near PWD (Outside 100 mtrs)	750000	600000	560000	500000	350000	340000	330000	260000	260000	200000	200000	250000	250000	100000	
59		BOKPARA 168/173 FS	NH (wtihin 100 mtrs)															367%
			Near NH (Outside 100 mtrs)															
			Near PWD (Within 100Mtrs)	800000	650000	600000	550000	380000	370000	360000	300000	300000	250000	250000	300000	300000	150000	
			Near PWD (Outside 100 mtrs)	750000	600000	560000	500000	350000	340000	330000	260000	260000	200000	200000	250000	250000	100000	
60		BUDLABHETA 111/114 NLR	NH (wtihin 100 mtrs)															234%
			Near NH (Outside 100 mtrs)															
			Near PWD (Within 100Mtrs)	800000	650000	600000	550000	380000	370000	360000	300000	300000	250000	250000	300000	300000	150000	
			Near PWD (Outside 100 mtrs)	750000	600000	560000	500000	350000	340000	330000	260000	260000	200000	200000	250000	250000	100000	
			NH (wtihin 100 mtrs)															

  
Deputy Commissioner  
Tinsukia

  
Addl. Deputy Commissioner (Rev.)  
Tinsukia


  
Circle Officer  
Doomdooma Revenue Circle  
Doomdooma

**Zonal Valuation of Land**  
**Effective from 01-08-2022**

Sl No.	Mouza	Name of the Village	Land site	Industry	Trade Site			Basti Land			Other land(Including Agriculture land)						Average Increase %	
					1st Class	2nd Class	3rd Class	1st Class	2nd Class	3rd Class	Bhal Bari	Bari	Hali toli	Lahi Toli	Foring	B. Faring		Jalduba
61		BUDLABHETA 559 NO	Near NH (Outside 100 mtrs)															373%
			Near PWD (Within 100Mtrs)	800000	650000	600000	550000	380000	370000	360000	300000	300000	250000	250000	300000	300000	150000	
			Near PWD (Outside 100 mtrs)	750000	600000	560000	500000	350000	340000	330000	260000	260000	200000	200000	250000	250000	100000	
62		BOKPARA 169/174 FS	NH (wtihin 100 mtrs)															234%
			Near NH (Outside 100 mtrs)															
			Near PWD (Within 100Mtrs)	800000	650000	600000	550000	380000	370000	360000	300000	300000	250000	250000	300000	300000	150000	
63		KALIAPANI	Near PWD (Outside 100 mtrs)	750000	600000	560000	500000	350000	340000	330000	260000	260000	200000	200000	250000	250000	100000	1060%
			NH (wtihin 100 mtrs)															
			Near NH (Outside 100 mtrs)															
			Near PWD (Within 100Mtrs)	800000	650000	600000	550000	380000	370000	360000	300000	300000	250000	250000	300000	300000	150000	
			Near PWD (Outside 100 mtrs)	750000	600000	560000	500000	350000	340000	330000	260000	260000	200000	200000	250000	250000	100000	
			NH (wtihin 100 mtrs)															

  
Deputy Commissioner  
Tinsukia

  
Addl. Deputy Commissioner (Rev.)  
Tinsukia

  
Circle Officer  
Doomdooma Revenue Circle  
Doomdooma -

Current Valuation of Land  
Effective from 01-08-2022

Sl No.	Mouza	Name of the Village	Land site	Industry	Trade Site			Basti Land			Other land(Including Agriculture land)						Average increase %	
					1st Class	2nd Class	3rd Class	1st Class	2nd Class	3rd Class	Bhal Bari	Bari	Hali toli	Lahi Toli	Foring	B. Faring		Jalduba
64		GOIPANI	Near NH (Outside 100 mtrs)															163.80%
			Near PWD (Within 100Mtrs)	800000	650000	600000	550000	380000	370000	360000	300000	300000	250000	250000	300000	300000	150000	
			Near PWD (Outside 100 mtrs)	750000	600000	560000	500000	350000	340000	330000	260000	260000	200000	200000	250000	250000	100000	
65		TINGAMIRA	NH (wtihin 100 mtrs)															163.80%
			Near NH (Outside 100 mtrs)															
			Near PWD (Within 100Mtrs)	800000	650000	600000	550000	380000	370000	360000	300000	300000	250000	250000	300000	300000	150000	
			Near PWD (Outside 100 mtrs)	750000	600000	560000	500000	350000	340000	330000	260000	260000	200000	200000	250000	250000	100000	
66		NO 1 TONGANI HUNJAN	NH (wtihin 100 mtrs)															389.90%
			Near NH (Outside 100 mtrs)															
			Near PWD (Within 100Mtrs)	800000	650000	600000	550000	380000	370000	360000	300000	300000	250000	250000	300000	300000	150000	
			Near PWD (Outside 100 mtrs)	750000	600000	560000	500000	350000	340000	330000	260000	260000	200000	200000	250000	250000	100000	
			NH (wtihin 100 mtrs)															

  
Deputy Commissioner  
Tinsukia

  
Addl. Deputy Commissioner (Rev.)  
Tinsukia

  
Circle Officer  
Doomdooma Revenue Circle  
Doomdooma

Sl No.	Mouza	Name of the Village	Land site	Industry	Trade Site			Basti Land			Other land(Including Agriculture land)						Average Increase %	
					1st Class	2nd Class	3rd Class	1st Class	2nd Class	3rd Class	Bhal Bari	Bari	Hali toli	Lahi Toli	Foring	B. Faring		Jalduba
67		NO 2 TONGANI HUNJA	Near NH (Outside 100 mtrs)															389.90%
			Near PWD (Within 100Mtrs)	800000	650000	600000	550000	380000	370000	360000	300000	300000	250000	250000	300000	300000	150000	
			Near PWD (Outside 100 mtrs)	750000	600000	560000	500000	350000	340000	330000	260000	260000	200000	200000	250000	250000	100000	
68		NO BORDUBI 6 NO APPL.	NH (wtihin 100 mtrs)															389.90%
			Near NH (Outside 100 mtrs)															
			Near PWD (Within 100Mtrs)	800000	650000	600000	550000	380000	370000	360000	300000	300000	250000	250000	300000	300000	150000	
			Near PWD (Outside 100 mtrs)	750000	600000	560000	500000	350000	340000	330000	260000	260000	200000	200000	250000	250000	100000	
69		BORDUBI 1 NO APPL.	NH (wtihin 100 mtrs)															305.70%
			Near NH (Outside 100 mtrs)															
			Near PWD (Within 100Mtrs)	800000	650000	600000	550000	380000	370000	360000	300000	300000	250000	250000	300000	300000	150000	
			Near PWD (Outside 100 mtrs)	750000	600000	560000	500000	350000	340000	330000	260000	260000	200000	200000	250000	250000	100000	
			NH (wtihin 100 mtrs)															

  
Deputy Commissioner  
Tinsukia

  
Addl. Deputy Commissioner (Rev.)  
Tinsukia

  
Circle Officer  
Doomdooma Revenue Circle  
Doomdooma

Sl No.	Mouza	Name of the Village	Land site	Industry	Trade Site			Basti Land			Other land(Including Agriculture land)						Average Increase %	
					1st Class	2nd Class	3rd Class	1st Class	2nd Class	3rd Class	Bhal Bari	Bari	Hali toli	Lahi Toli	Foring	B. Faring		Jalduba
70		TALAP GAON	Near NH (Outside 100 mtrs)															448.10%
			Near PWD (Within 100Mtrs)	900000	800000	750000	700000	500000	450000	400000	500000	480000	360000	370000	480000	500000	250000	
			Near PWD (Outside 100 mtrs)	800000	750000	700000	650000	450000	400000	350000	480000	460000	340000	360000	460000	480000	230000	
71		TALAP BAGAN GAON	NH (wtihin 100 mtrs)															455.00%
			Near NH (Outside 100 mtrs)															
			Near PWD (Within 100Mtrs)	900000	800000	750000	700000	500000	450000	400000	500000	480000	360000	370000	480000	500000	250000	
			Near PWD (Outside 100 mtrs)	800000	750000	700000	650000	450000	400000	350000	480000	460000	340000	360000	460000	480000	230000	
72		ROJAGARH GAON	NH (wtihin 100 mtrs)															448.00%
			Near NH (Outside 100 mtrs)															
			Near PWD (Within 100Mtrs)	900000	800000	780000	760000	1000000	900000	800000	1000000	980000	600000	620000	980000	1000000	250000	
			Near PWD (Outside 100 mtrs)	800000	700000	680000	660000	900000	800000	700000	900000	880000	580000	600000	900000	880000	230000	
			NH (wtihin 100 mtrs)															

  
Deputy Commissioner  
Tinsukia

  
Addl. Deputy Commissioner (Rev.)  
Tinsukia

  
Circle Officer  
Doomdooma Revenue Circle  
Doomdooma




**Zonal valuation of Land**  
**Effective from 01-08-2022**

Sl No.	Mouza	Name of the Village	Land site	Industry	Trade Site			Basti Land			Other land(Including Agriculture land)						Average Increase %	
					1st Class	2nd Class	3rd Class	1st Class	2nd Class	3rd Class	Bhal Bari	Bari	Hali toli	Lahi Toli	Foring	B. Faring		Jalduba
73		BORJAN GAON	Near NH (Outside 100 mtrs)															775.92%
			Near PWD (Within 100Mtrs)	900000	800000	780000	760000	1000000	900000	800000	1000000	980000	600000	620000	980000	1000000	250000	
			Near PWD (Outside 100 mtrs)	800000	700000	680000	660000	900000	800000	700000	900000	880000	580000	600000	900000	880000	230000	
74		RONGAJAN BLOCK	NH (wtihin 100 mtrs)															827.54%
			Near NH (Outside 100 mtrs)															
			Near PWD (Within 100Mtrs)	900000	800000	780000	760000	1000000	900000	800000	1000000	980000	600000	620000	980000	1000000	250000	
			Near PWD (Outside 100 mtrs)	800000	700000	680000	660000	900000	800000	700000	900000	880000	580000	600000	900000	880000	230000	
75		NO 1 RONGAJAN GAON	NH (wtihin 100 mtrs)															850.21%
			Near NH (Outside 100 mtrs)															
			Near PWD (Within 100Mtrs)	3000000	1500000	1300000	1000000	1000000	900000	800000	1200000	1000000	600000	620000	100000	1200000	250000	
			Near PWD (Outside 100 mtrs)	2000000	1300000	1000000	800000	900000	800000	700000	1100000	900000	580000	600000	900000	1100000	230000	
			NH (wtihin 100 mtrs)															

  
Deputy Commissioner  
Tinsukia

  
Addl. Deputy Commissioner (Rev.)  
Tinsukia

  
Circle Officer  
Doomdcoma Revenue Circle  
Doomdcoma

Zonal Valuation of Land  
Effective from 01-08-2022

Sl No.	Mouza	Name of the Village	Land site	Industry	Trade Site			Basti Land			Other land(Including Agriculture land)						Average Increase %	
					1st Class	2nd Class	3rd Class	1st Class	2nd Class	3rd Class	Bhal Bari	Bari	Hali toli	Lahi Toli	Foring	B. Faring		Jalduba
76		NO 2 RONGAJAN GAON	Near NH (Outside 100 mtrs)															890.71%
			Near PWD (Within 100Mtrs)	3000000	1500000	1300000	1000000	1000000	900000	800000	1200000	1000000	600000	620000	100000	1200000	250000	
			Near PWD (Outside 100 mtrs)	2000000	1300000	1000000	800000	900000	800000	700000	1100000	900000	580000	600000	900000	1100000	230000	
77		NO 3 TONGANI HUNJAN	NH (wtihin 100 mtrs)															
			Near NH (Outside 100 mtrs)															
			Near PWD (Within 100Mtrs)	800000	650000	600000	550000	380000	370000	360000	300000	300000	250000	250000	300000	300000	150000	
			Near PWD (Outside 100 mtrs)	750000	600000	560000	500000	350000	340000	330000	260000	260000	200000	200000	250000	250000	100000	
78		GABHARUBHETI GAON	NH (wtihin 100 mtrs)															338.90%
			Near NH (Outside 100 mtrs)															
			Near PWD (Within 100Mtrs)	600000	400000	380000	360000	340000	320000	300000	290000	270000	240000	240000	270000	270000	130000	
			Near PWD (Outside 100 mtrs)	500000	380000	360000	340000	320000	300000	290000	270000	250000	220000	220000	250000	250000	110000	
		JN	NH (wtihin 100 mtrs)															

  
Deputy Commissioner  
Tinsukia

  
Addl. Deputy Commissioner (Rev.)  
Tinsukia


  
Circle Officer  
Doomdooma Revenue Circle  
Doomdooma

**Zonal Valuation of Land**  
**Effective from 01-08-2022**

Sl No.	Mouza	Name of the Village	Land site	Industry	Trade Site			Basti Land			Other land(Including Agriculture land)						Average Increase %	
					1st Class	2nd Class	3rd Class	1st Class	2nd Class	3rd Class	Bhal Bari	Bari	Hali toli	Lahi Toli	Foring	B. Faring		Jalduba
79		GABHARUBHETI NA-GAC	Near NH (Outside 100 mtrs)															338.90%
			Near PWD (Within 100Mtrs)	600000	400000	380000	360000	340000	320000	300000	290000	270000	240000	240000	270000	270000	130000	
			Near PWD (Outside 100 mtrs)	500000	380000	360000	340000	320000	300000	290000	270000	250000	220000	220000	250000	250000	110000	
80		SITALPUR	NH (wtihin 100 mtrs)															338.84%
			Near NH (Outside 100 mtrs)															
			Near PWD (Within 100Mtrs)	600000	400000	380000	360000	340000	320000	300000	290000	270000	240000	240000	270000	270000	130000	
			Near PWD (Outside 100 mtrs)	500000	380000	360000	340000	320000	300000	290000	270000	250000	220000	220000	250000	250000	110000	
81		GAURIPUR	NH (wtihin 100 mtrs)															338.84%
			Near NH (Outside 100 mtrs)															
			Near PWD (Within 100Mtrs)	600000	400000	380000	360000	340000	320000	300000	290000	270000	240000	240000	270000	270000	130000	
			Near PWD (Outside 100 mtrs)	500000	380000	360000	340000	320000	300000	290000	270000	250000	220000	220000	250000	250000	110000	
			NH (wtihin 100 mtrs)															

  
Deputy Commissioner  
Tinsukia

  
Addl. Deputy Commissioner (Rev.)  
Tinsukia

  
Circle Officer  
Doomdooma Revenue Circle  
Doomdooma

**Zonal Valuation of Land  
Effective from 01-08-2022**

SI No.	Mourza	Name of the Village	Land site	Industry	Trade Site			Basti Land			Other land(Including Agriculture land)						Average Increase %	
					1st Class	2nd Class	3rd Class	1st Class	2nd Class	3rd Class	Bhal Bari	Bari	Hali toli	Lahi Toli	Foring	B. Faring		Jalduba
82		MADHABPUR	Near NH (Outside 100 mtrs)															338.84%
			Near PWD (Within 100Mtrs)	600000	400000	380000	360000	340000	320000	300000	290000	270000	240000	240000	270000	270000	130000	
			Near PWD (Outside 100 mtrs)	500000	380000	360000	340000	320000	300000	290000	270000	250000	220000	220000	250000	250000	110000	
83		RONGPUR	NH (wtihin 100 mtrs)															338.84%
			Near NH (Outside 100 mtrs)															
			Near PWD (Within 100Mtrs)	600000	400000	380000	360000	340000	320000	300000	290000	270000	240000	240000	270000	270000	130000	
			Near PWD (Outside 100 mtrs)	500000	380000	360000	340000	320000	300000	290000	270000	250000	220000	220000	250000	250000	110000	
84		SONOWAL GAON	NH (wtihin 100 mtrs)															338.84%
			Near NH (Outside 100 mtrs)															
			Near PWD (Within 100Mtrs)	600000	400000	380000	360000	340000	320000	300000	290000	270000	240000	240000	270000	270000	130000	
			Near PWD (Outside 100 mtrs)	500000	380000	360000	340000	320000	300000	290000	270000	250000	220000	220000	250000	250000	110000	
			NH (wtihin 100 mtrs)															

*[Signature]*  
Deputy Commissioner  
Tinsukia

*[Signature]*  
Addl. Deputy Commissioner (Rev.)  
Tinsukia

*[Signature]*  
Circle Officer  
Doomdcoma Revenue Circle  
Doomdcoma

**Zonal Valuation of Land**  
Effective from 01-08-2022

Sl No.	Mouza	Name of the Village	Land site	Industry	Trade Site			Basti Land			Other land(Including Agriculture land)						Average Increase %	
					1st Class	2nd Class	3rd Class	1st Class	2nd Class	3rd Class	Bhal Bari	Bari	Hali toli	Lahi Toli	Foring	B. Faring		Jalduba
85		HUNAPUR DEORI	Near NH (Outside 100 mtrs)															338.84%
			Near PWD (Within 100Mtrs)	600000	400000	380000	360000	340000	320000	300000	290000	270000	240000	240000	270000	270000	130000	
			Near PWD (Outside 100 mtrs)	500000	380000	360000	340000	320000	300000	290000	270000	250000	220000	220000	250000	250000	110000	
86		MISING GAON	NH (wtihin 100 mtrs)															338.84%
			Near NH (Outside 100 mtrs)															
			Near PWD (Within 100Mtrs)	600000	400000	380000	360000	340000	320000	300000	290000	270000	240000	240000	270000	270000	130000	
			Near PWD (Outside 100 mtrs)	500000	380000	360000	340000	320000	300000	290000	270000	250000	220000	220000	250000	250000	110000	
87		PHILOBARI 34 NO PVD	NH (wtihin 100 mtrs)															338.84%
			Near NH (Outside 100 mtrs)															
			Near PWD (Within 100Mtrs)	600000	400000	380000	360000	340000	320000	300000	290000	270000	240000	240000	270000	270000	130000	
			Near PWD (Outside 100 mtrs)	500000	380000	360000	340000	320000	300000	290000	270000	250000	220000	220000	250000	250000	110000	
			NH (wtihin 100 mtrs)															

  
Deputy Commissioner  
Tinsukia

  
Addl. Deputy Commissioner (Rev.)  
Tinsukia

  
Circle Officer  
Doomdooma Revenue Circle  
Doomdooma

Sl No.	Mouza	Name of the Village	Land site	Industry	Trade Site			Basti Land			Other land(Including Agriculture land)						Average Increase %	
					1st Class	2nd Class	3rd Class	1st Class	2nd Class	3rd Class	Bhal Bari	Bari	Hali toli	Lahi Toli	Foring	B. Faring		Jalduba
88		ROBOGURI	Near NH (Outside 100 mtrs)															338.84%
			Near PWD (Within 100Mtrs)	600000	400000	380000	360000	340000	320000	300000	290000	270000	240000	240000	270000	270000	130000	
			Near PWD (Outside 100 mtrs)	500000	380000	360000	340000	320000	300000	290000	270000	250000	220000	220000	250000	250000	110000	
89		BORGAON	NH (wtihin 100 mtrs)															338.84%
			Near NH (Outside 100 mtrs)															
			Near PWD (Within 100Mtrs)	600000	400000	380000	360000	340000	320000	300000	290000	270000	240000	240000	270000	270000	130000	
90		BISHNUPUR	Near PWD (Outside 100 mtrs)	500000	380000	360000	340000	320000	300000	290000	270000	250000	220000	220000	250000	250000	110000	338.84%
			NH (wtihin 100 mtrs)															
			Near NH (Outside 100 mtrs)															
			Near PWD (Within 100Mtrs)	600000	400000	380000	360000	340000	320000	300000	290000	270000	240000	240000	270000	270000	130000	
			Near PWD (Outside 100 mtrs)	500000	380000	360000	340000	320000	300000	290000	270000	250000	220000	220000	250000	250000	110000	
			NH (wtihin 100 mtrs)															

  
Deputy Commissioner  
Tinsukia

  
Addl. Deputy Commissioner (Rev.)  
Tinsukia

  
Circle Officer  
Doomdooma Revenue Circle  
Doomdooma

Sl No.	Mouza	Name of the Village	Land site	Industry	Trade Site			Basti Land			Other land(Including Agriculture land)-							Average Increase %
					1st Class	2nd Class	3rd Class	1st Class	2nd Class	3rd Class	Bhal Bari	Bari	Hali toli	Lahi Toli	Foring	B. Faring	Jalduba	
91		GOHAIN KRISHNAPUR	Near NH (Outside 100 mtrs)															338.84%
			Near PWD (Within 100Mtrs)	600000	400000	380000	360000	340000	320000	300000	290000	270000	240000	240000	270000	270000	130000	
			Near PWD (Outside 100 mtrs)	500000	380000	360000	340000	320000	300000	290000	270000	250000	220000	220000	250000	250000	110000	
92		MORAN GAOPN	NH (wtihin 100 mtrs)															338.84%
			Near NH (Outside 100 mtrs)															
			Near PWD (Within 100Mtrs)	600000	400000	380000	360000	340000	320000	300000	290000	270000	240000	240000	270000	270000	130000	
			Near PWD (Outside 100 mtrs)	500000	380000	360000	340000	320000	300000	290000	270000	250000	220000	220000	250000	250000	110000	
93		PARBATIPUR	NH (wtihin 100 mtrs)															338.84%
			Near NH (Outside 100 mtrs)															
			Near PWD (Within 100Mtrs)	600000	400000	380000	360000	340000	320000	300000	290000	270000	240000	240000	270000	270000	130000	
			Near PWD (Outside 100 mtrs)	500000	380000	360000	340000	320000	300000	290000	270000	250000	220000	220000	250000	250000	110000	
			NH (wtihin 100 mtrs)															

  
Deputy Commissioner  
Tinsukia

  
Addl. Deputy Commissioner (Rev.)  
Tinsukia

  
Circle Officer  
Doomdooma Revenue Circle  
Doomdooma

Sl No.	Mouza	Name of the Village	Land site	Industry	Trade Site			Basti Land			Other land(Including Agriculture land)						Average Increase %	
					1st Class	2nd Class	3rd Class	1st Class	2nd Class	3rd Class	Bhal Bari	Bari	Hali toli	Lahi Toli	Foring	B. Faring		Jalduba
94		BAMUN GAON	Near NH (Outside 100 mtrs)															338.84%
			Near PWD (Within 100Mtrs)	600000	400000	380000	360000	340000	320000	300000	290000	270000	240000	240000	270000	270000	130000	
			Near PWD (Outside 100 mtrs)	500000	380000	360000	340000	320000	300000	290000	270000	250000	220000	220000	250000	250000	110000	

*Om...*

Circle Officer  
Doomdooma Revenue Circle  
Doomdooma

*2/11/22*  
Addl. Deputy Commissioner (Rev.)  
Tinsukia

*[Signature]*  
Deputy Commissioner  
Tinsukia



ZONAL VALUE OF DOOMDOOMA REVENUE CIRCLE

No.	Mouza	Name of the Village	Land site	Industry	Trade Site			Basti Land			Other land(Including Agriculture land)						Average Increase %		
					1st Class	2nd Class	3rd Class	1st Class	2nd Class	3rd Class	Bhal Bari	Bari	Hali toli	Lahi Toli	Foring	B. Faring		Jalduba	
1	HAPJAN	DAISA TE 13/9 WL	NH (wtihin 100 mtrs)															208%	
			Near NH (Outside 100 mtrs)																
			Near PWD (Within 100Mtrs)	400000	320000	310000	300000	260000	240000	230000	220000	210000	20000	200000	210000	210000	150000		
			Near PWD (Outside 100 mtrs)	380000	310000	300000	290000	250000	230000	220000	210000	200000	190000	190000	200000	200000	140000		
2		DAISA TE 10/12	NH (wtihin 100 mtrs)															208%	
			Near NH (Outside 100 mtrs)																
			Near PWD (Within 100Mtrs)	400000	320000	310000	300000	260000	240000	230000	220000	210000	20000	200000	210000	210000	150000		
			Near PWD (Outside 100 mtrs)	380000	310000	300000	290000	250000	230000	220000	210000	200000	190000	190000	200000	200000	140000		
3		DAISA TE 13/14/22	NH (wtihin 100 mtrs)															208%	
			Near NH (Outside 100 mtrs)																
			Near PWD (Within 100Mtrs)	400000	320000	310000	300000	260000	240000	230000	220000	210000	20000	200000	210000	210000	150000		
			Near PWD (Outside 100 mtrs)	380000	310000	300000	290000	250000	230000	220000	210000	200000	190000	190000	200000	200000	140000		
4		DAISA TE 2/8/9	NH (wtihin 100 mtrs)															208%	
			Near NH (Outside 100 mtrs)																
			Near PWD (Within 100Mtrs)	400000	320000	310000	300000	260000	240000	230000	220000	210000	20000	200000	210000	210000	150000		
			Near PWD (Outside 100 mtrs)	380000	310000	300000	290000	250000	230000	220000	210000	200000	190000	190000	200000	200000	140000		
5		DAISA	NH (wtihin 100 mtrs)															208%	
			Near NH (Outside 100 mtrs)																
			Near PWD (Within 100Mtrs)	400000	320000	310000	300000	260000	240000	230000	220000	210000	20000	200000	210000	210000	150000		

*[Signature]*  
Deputy Commissioner  
Tinsukia

*[Signature]*  
Addl. Deputy Commissioner (Rev.)  
Tinsukia

*[Signature]*  
Circle Officer  
Doomdooma Revenue Circle  
Doomdooma.

No.	Mouza	Name of the Village	Land site	Industry	Trade Site			Basti Land			Other land(Including Agriculture land)						Average Increase %		
					1st Class	2nd Class	3rd Class	1st Class	2nd Class	3rd Class	Bhal Bari	Bari	Hali toli	Lahi Toli	Foring	B. Faring		Jalduba	
			Near PWD (Outside 100 mtrs)	380000	310000	300000	290000	250000	230000	220000	210000	200000	190000	190000	200000	200000	140000		
6		KOJONGA	NH (wtihin 100 mtrs)															208%	
			Near NH (Outside 100 mtrs)																
			Near PWD (Within 100Mtrs)	400000	320000	310000	300000	260000	240000	230000	220000	210000	20000	200000	210000	210000	150000		
			Near PWD (Outside 100 mtrs)	380000	310000	300000	290000	250000	230000	220000	210000	200000	190000	190000	200000	200000	140000		
7		NO 1 DAISA TE	NH (wtihin 100 mtrs)															208%	
			Near NH (Outside 100 mtrs)																
			Near PWD (Within 100Mtrs)	400000	320000	310000	300000	260000	240000	230000	220000	210000	20000	200000	210000	210000	150000		
			Near PWD (Outside 100 mtrs)	380000	310000	300000	290000	250000	230000	220000	210000	200000	190000	190000	200000	200000	140000		
8		NO 2 DAISA TE	NH (wtihin 100 mtrs)															208%	
			Near NH (Outside 100 mtrs)																
			Near PWD (Within 100Mtrs)	400000	320000	310000	300000	260000	240000	230000	220000	210000	20000	200000	210000	210000	150000		
			Near PWD (Outside 100 mtrs)	380000	310000	300000	290000	250000	230000	220000	210000	200000	190000	190000	200000	200000	140000		
9		NO 9 DAISA TE	NH (wtihin 100 mtrs)															208%	
			Near NH (Outside 100 mtrs)																
			Near PWD (Within 100Mtrs)	400000	320000	310000	300000	260000	240000	230000	220000	210000	20000	200000	210000	210000	150000		
			Near PWD (Outside 100 mtrs)	380000	310000	300000	290000	250000	230000	220000	210000	200000	190000	190000	200000	200000	140000		
10		JO 1 HATIHAI	NH (wtihin 100 mtrs)															208%	
			Near NH (Outside 100 mtrs)																
			Near PWD (Within 100Mtrs)	550000	310000	280000	260000	250000	240000	230000	220000	210000	190000	190000	210000	210000	160000		

Deputy Commissioner  
Tinsukia

Addl. Deputy Commissioner (Rev.)  
Tinsukia

Circle Officer  
Doomdooma Revenue Circle  
Doomdooma

No.	Mouza	Name of the Village	Land site	Industry	Trade Site			Basti Land			Other land(Including Agriculture land)						Average Increase %		
					1st Class	2nd Class	3rd Class	1st Class	2nd Class	3rd Class	Bhal Bari	Bari	Hali toli	Lahi Toli	Foring	B. Faring		Jalduba	
L1		NO 2 HATHAL	Near PWD (Outside 100 mtrs)	520000	300000	270000	250000	240000	230000	220000	210000	200000	180000	180000	200000	200000	150000	208%	
			NH (wtihin 100 mtrs)																
			Near NH (Outside 100 mtrs)																
			Near PWD (Within 100Mtrs)	400000	320000	310000	300000	260000	240000	230000	220000	210000	20000	200000	210000	210000	150000		
L2		NO 1 KORDOIGURI	Near PWD (Outside 100 mtrs)	380000	310000	300000	290000	250000	230000	220000	210000	200000	190000	190000	200000	200000	140000		
			NH (wtihin 100 mtrs)																
			Near NH (Outside 100 mtrs)																
			Near PWD (Within 100Mtrs)	550000	310000	280000	260000	250000	240000	230000	220000	210000	190000	190000	210000	210000	160000		
L3		NO 3 KORDOIGURI	Near PWD (Outside 100 mtrs)	520000	300000	270000	250000	240000	230000	220000	210000	200000	180000	180000	200000	200000	150000		
			NH (wtihin 100 mtrs)																
			Near NH (Outside 100 mtrs)																
			Near PWD (Within 100Mtrs)	550000	310000	280000	260000	250000	240000	230000	220000	210000	190000	190000	210000	210000	160000		
L4		MAKUM/1	Near PWD (Outside 100 mtrs)	3600000	3200000	3100000	3000000	2900000	2800000	2700000	2600000	2500000	2200000	2200000	2300000	2300000	2100000	163.33%	
			NH (wtihin 100 mtrs)	3750000	3500000	3400000	3300000	3200000	3100000	3000000	2900000	2800000	2500000	2500000	2600000	2600000	2400000		
			Near NH (Outside 100 mtrs)	3700000	3400000	3300000	3200000	3100000	3000000	2900000	2800000	2700000	2400000	2400000	2500000	2500000	2300000		
			Near PWD (Within 100Mtrs)	3650000	3300000	3200000	3100000	3000000	2900000	2800000	2700000	2600000	2300000	2300000	2400000	2400000	2200000		
L5		MAKUM/2	Near PWD (Within 100Mtrs)	3650000	3300000	3200000	3100000	3000000	2900000	2800000	2700000	2600000	2300000	2300000	2400000	2400000	2200000	166.33%	
			NH (wtihin 100 mtrs)	3750000	3500000	3400000	3300000	3200000	3100000	3000000	2900000	2800000	2500000	2500000	2600000	2600000	2400000		
			Near NH (Outside 100 mtrs)	3700000	3400000	3300000	3200000	3100000	3000000	2900000	2800000	2700000	2400000	2400000	2500000	2500000	2300000		

Deputy Commissioner  
Tinsukia

Addl. Deputy Commissioner (Rev.)  
Tinsukia

Circle Officer  
Doordooma Revenue Circle  
Doordooma

No.	Mouza	Name of the Village	Land site	Industry	Trade Site			Basti Land			Other land(Including Agriculture land)						Average Increase %	
					1st Class	2nd Class	3rd Class	1st Class	2nd Class	3rd Class	Bhal Bari	Bari	Hali toli	Lahi Toli	Foring	B. Faring		Jalduba
16		MAKUM/3	Near PWD (Outside 100 mtrs)	3600000	3200000	3100000	3000000	2900000	2800000	2700000	2600000	2500000	2200000	2200000	2300000	2300000	2100000	166.33%
			NH (within 100 mtrs)	3750000	3500000	3400000	3300000	3200000	3100000	3000000	2900000	2800000	2500000	2500000	2600000	2600000	2400000	
			Near NH (Outside 100 mtrs)	3700000	3400000	3300000	3200000	3100000	3000000	2900000	2800000	2700000	2400000	2400000	2500000	2500000	2300000	
			Near PWD (Within 100Mtrs)	3650000	3300000	3200000	3100000	3000000	2900000	2800000	2700000	2600000	2300000	2300000	2400000	2400000	2200000	
17		MAKUM/4	NH (within 100 mtrs)	3750000	3500000	3400000	3300000	3200000	3100000	3000000	2900000	2800000	2500000	2500000	2600000	2600000	2400000	166.33%
			Near NH (Outside 100 mtrs)	3700000	3400000	3300000	3200000	3100000	3000000	2900000	2800000	2700000	2400000	2400000	2500000	2500000	2300000	
			Near PWD (Within 100Mtrs)	3650000	3300000	3200000	3100000	3000000	2900000	2800000	2700000	2600000	2300000	2300000	2400000	2400000	2200000	
			Near PWD (Outside 100 mtrs)	3600000	3200000	3100000	3000000	2900000	2800000	2700000	2600000	2500000	2200000	2200000	2300000	2300000	2100000	
18		MAKUM/5	NH (within 100 mtrs)	3750000	3500000	3400000	3300000	3200000	3100000	3000000	2900000	2800000	2500000	2500000	2600000	2600000	2400000	166.33%
			Near NH (Outside 100 mtrs)	3700000	3400000	3300000	3200000	3100000	3000000	2900000	2800000	2700000	2400000	2400000	2500000	2500000	2300000	
			Near PWD (Within 100Mtrs)	3650000	3300000	3200000	3100000	3000000	2900000	2800000	2700000	2600000	2300000	2300000	2400000	2400000	2200000	
			Near PWD (Outside 100 mtrs)	3600000	3200000	3100000	3000000	2900000	2800000	2700000	2600000	2500000	2200000	2200000	2300000	2300000	2100000	
19		MAKUM/6	NH (within 100 mtrs)	3750000	3500000	3400000	3300000	3200000	3100000	3000000	2900000	2800000	2500000	2500000	2600000	2600000	2400000	166.33%
			Near NH (Outside 100 mtrs)	3700000	3400000	3300000	3200000	3100000	3000000	2900000	2800000	2700000	2400000	2400000	2500000	2500000	2300000	
			Near PWD (Within 100Mtrs)	3650000	3300000	3200000	3100000	3000000	2900000	2800000	2700000	2600000	2300000	2300000	2400000	2400000	2200000	
			Near PWD (Outside 100 mtrs)	3600000	3200000	3100000	3000000	2900000	2800000	2700000	2600000	2500000	2200000	2200000	2300000	2300000	2100000	
20		MAKUM/7	NH (within 100 mtrs)	3750000	3500000	3400000	3300000	3200000	3100000	3000000	2900000	2800000	2500000	2500000	2600000	2600000	2400000	166.33%
			Near NH (Outside 100 mtrs)	3700000	3400000	3300000	3200000	3100000	3000000	2900000	2800000	2700000	2400000	2400000	2500000	2500000	2300000	
			Near PWD (Within 100Mtrs)	3650000	3300000	3200000	3100000	3000000	2900000	2800000	2700000	2600000	2300000	2300000	2400000	2400000	2200000	

Deputy Commissioner  
Tinsukia

Addl. Deputy Commissioner (Rev.)  
Tinsukia

Circle Officer  
Doomdooma Revenue Circle  
Doomdooma

No.	Mouza	Name of the Village	Land site	Industry	Trade Site			Basti Land			Other land(Including Agriculture land)						Average Increase %	
					1st Class	2nd Class	3rd Class	1st Class	2nd Class	3rd Class	Bhal Bari	Bari	Hali toli	Lahi Toli	Foring	B. Faring		Jaiduba
21		MAKUM/8	Near PWD (Outside 100 mtrs)	3600000	3200000	3100000	3000000	2900000	2800000	2700000	2600000	2500000	2200000	2200000	2300000	2300000	2100000	166.33%
			NH (wthih 100 mtrs)	3750000	3500000	3400000	3300000	3200000	3100000	3000000	2900000	2800000	2500000	2500000	2600000	2600000	2400000	
			Near NH (Outside 100 mtrs)	3700000	3400000	3300000	3200000	3100000	3000000	2900000	2800000	2700000	2400000	2400000	2500000	2500000	2300000	
			Near PWD (Within 100Mtrs)	3650000	3300000	3200000	3100000	3000000	2900000	2800000	2700000	2600000	2300000	2300000	2400000	2400000	2200000	
22		MAKUM IN GAON	NH (wthih 100 mtrs)	3500000	3100000	3000000	2900000	2500000	2400000	2300000	2200000	2100000	1900000	1900000	2000000	2000000	1800000	533.39%
			Near NH (Outside 100 mtrs)	3400000	3000000	2900000	2800000	2400000	2300000	2200000	2100000	2000000	1800000	1800000	1900000	1900000	1700000	
			Near PWD (Within 100Mtrs)	3300000	2900000	2800000	2700000	2300000	2200000	2100000	2000000	1900000	1700000	1700000	1800000	1800000	1600000	
			Near PWD (Outside 100 mtrs)	3200000	2800000	2700000	2600000	2200000	2100000	2000000	1900000	1800000	1600000	1600000	1700000	1700000	1500000	
23		LECHENGKAR BONGALI	NH (wthih 100 mtrs)	2500000	2000000	1900000	1800000	1500000	1400000	1300000	1000000	900000	600000	600000	800000	800000	500000	756.27%
			Near NH (Outside 100 mtrs)	2400000	1900000	1800000	1700000	1400000	1300000	1200000	900000	800000	500000	500000	700000	700000	400000	
			Near PWD (Within 100Mtrs)	2300000	1800000	1700000	1600000	1300000	1200000	1100000	800000	700000	400000	400000	600000	600000	300000	
			Near PWD (Outside 100 mtrs)	2200000	1700000	1600000	1500000	1200000	1100000	1000000	700000	600000	300000	300000	500000	500000	200000	
24		HATIGARH	NH (wthih 100 mtrs)	2500000	2000000	1900000	1800000	1500000	1400000	1300000	1000000	900000	600000	600000	800000	800000	500000	467.75%
			Near NH (Outside 100 mtrs)	2400000	1900000	1800000	1700000	1400000	1300000	1200000	900000	800000	500000	500000	700000	700000	400000	
			Near PWD (Within 100Mtrs)	2300000	1800000	1700000	1600000	1300000	1200000	1100000	800000	700000	400000	400000	600000	600000	300000	
			Near PWD (Outside 100 mtrs)	2200000	1700000	1600000	1500000	1200000	1100000	1000000	700000	600000	300000	300000	500000	500000	200000	
25		DISAOJAN	NH (wthih 100 mtrs)	2500000	2000000	1900000	1800000	1500000	1400000	1300000	1000000	900000	600000	600000	800000	800000	500000	492.86%
			Near NH (Outside 100 mtrs)	2400000	1900000	1800000	1700000	1400000	1300000	1200000	900000	800000	500000	500000	700000	700000	400000	
			Near PWD (Within 100Mtrs)	2300000	1800000	1700000	1600000	1300000	1200000	1100000	800000	700000	400000	400000	600000	600000	300000	

Deputy Commissioner  
Tinsukia

Addl. Deputy Commissioner (Rev.)  
Tinsukia

Circle Officer  
Doomdooma Revenue Circle  
Doomdooma

No.	Mouza	Name of the Village	Land site	Industry	Trade Site			Basti Land			Other land(Including Agriculture land)						Average Increase %		
					1st Class	2nd Class	3rd Class	1st Class	2nd Class	3rd Class	Bhal Bari	Bari	Hali toli	Lahi Toli	Foring	B. Faring		Jalduba	
26		TORAJAN	Near PWD (Outside 100 mtrs)	2200000	1700000	1600000	1500000	1200000	1100000	1000000	700000	600000	300000	300000	500000	500000	200000	432.58%	
			NH (within 100 mtrs)																
			Near NH (Outside 100 mtrs)																
			Near PWD (Within 100Mtrs)	1600000	1300000	1200000	1100000	900000	800000	700000	600000	500000	300000	300000	400000	400000	200000		
27		LECHENGKAR GAON	Near PWD (Outside 100 mtrs)	1500000	1200000	1100000	1000000	800000	700000	600000	500000	400000	200000	200000	300000	300000	100000	432.58%	
			NH (within 100 mtrs)																
			Near NH (Outside 100 mtrs)																
			Near PWD (Within 100Mtrs)	1600000	1300000	1200000	1100000	900000	800000	700000	600000	500000	300000	300000	400000	400000	200000		
28		DENKA	Near PWD (Outside 100 mtrs)	1500000	1200000	1100000	1000000	800000	700000	600000	500000	400000	200000	200000	300000	300000	100000	432.58%	
			NH (within 100 mtrs)																
			Near NH (Outside 100 mtrs)																
			Near PWD (Within 100Mtrs)	1600000	1300000	1200000	1100000	900000	800000	700000	600000	500000	300000	300000	400000	400000	200000		
29		BORGAON	Near PWD (Outside 100 mtrs)	1500000	1200000	1100000	1000000	800000	700000	600000	500000	400000	200000	200000	300000	300000	100000	432.58%	
			NH (within 100 mtrs)																
			Near NH (Outside 100 mtrs)																
			Near PWD (Within 100Mtrs)	1600000	1300000	1200000	1100000	900000	800000	700000	600000	500000	300000	300000	400000	400000	200000		
30		DIGUKHOWA	Near PWD (Outside 100 mtrs)	1500000	1200000	1100000	1000000	800000	700000	600000	500000	400000	200000	200000	300000	300000	100000	432.58%	
			NH (within 100 mtrs)																
			Near NH (Outside 100 mtrs)																
			Near PWD (Within 100Mtrs)	1600000	1300000	1200000	1100000	900000	800000	700000	600000	500000	300000	300000	400000	400000	200000		

Deputy Commissioner  
Tinsukia

Asst. Deputy Commissioner (Rev.)  
Tinsukia

Circle Officer  
Doomdooma Revenue Circle  
Doomdooma

No.	Mouza	Name of the Village	Land site	Industry	Trade Site			Basti Land			Other land(Including Agriculture land)						Average Increase %		
					1st Class	2nd Class	3rd Class	1st Class	2nd Class	3rd Class	Bhai Bari	Bari	Hali toli	Lahi Toli	Foring	B. Faring		Jalduba	
31		BAGHJAN 351/352 NLR	Near PWD (Outside 100 mtrs)	1500000	1200000	1100000	1000000	800000	700000	600000	500000	400000	200000	200000	300000	300000	100000		
			NH (within 100 mtrs)																
			Near NH (Outside 100 mtrs)																
			Near PWD (Within 100Mtrs)	280000	260000	250000	240000	210000	200000	140000	160000	150000	140000	130000	140000	140000	110000		
32		DIGHALTARANG TE 120/117	Near PWD (Outside 100 mtrs)	270000	250000	240000	230000	200000	190000	130000	150000	140000	130000	120000	130000	130000	100000		
			NH (within 100 mtrs)																
			Near NH (Outside 100 mtrs)																
			Near PWD (Within 100Mtrs)	280000	260000	250000	240000	210000	200000	140000	160000	150000	140000	130000	140000	140000	110000		
33		DIGHALTARANG TE 123/215 NO NLR	Near PWD (Outside 100 mtrs)	270000	250000	240000	230000	200000	190000	130000	150000	140000	130000	120000	130000	130000	100000		
			NH (within 100 mtrs)																
			Near NH (Outside 100 mtrs)																
			Near PWD (Within 100Mtrs)	280000	260000	250000	240000	210000	200000	140000	160000	150000	140000	130000	140000	140000	110000		
34		DIGHALTARANG TE 118/121 NLR	Near PWD (Outside 100 mtrs)	270000	250000	240000	230000	200000	190000	130000	150000	140000	130000	120000	130000	130000	100000		
			NH (within 100 mtrs)																
			Near NH (Outside 100 mtrs)																
			Near PWD (Within 100Mtrs)	280000	260000	250000	240000	210000	200000	140000	160000	150000	140000	130000	140000	140000	110000		
35		BAGHJAN GAON	Near PWD (Within 100Mtrs)	280000	260000	250000	240000	210000	200000	140000	160000	150000	140000	130000	140000	140000	110000		
			NH (within 100 mtrs)																
			Near NH (Outside 100 mtrs)																

Deputy Commissioner  
Tinsukia

Addl. Deputy Commissioner  
Tinsukia

Circle Officer  
Doomdcoma Revenue Circle  
Doomdcoma

No.	Mouza	Name of the Village	Land site	Industry	Trade Site			Basti Land			Other land(Including Agriculture land)							Average Increase %	
					1st Class	2nd Class	3rd Class	1st Class	2nd Class	3rd Class	Bhal Bari	Bari	Hali toli	Lahi Toli	Foring	B. Faring	Jalduba		
36		DIGHALTARANG GAON	Near PWD (Outside 100 mtrs)	270000	250000	240000	230000	200000	190000	130000	150000	140000	130000	120000	130000	130000	100000		
			NH (wtihin 100 mtrs)																
			Near NH (Outside 100 mtrs)																
			Near PWD (Within 100Mtrs)	280000	260000	250000	240000	210000	200000	140000	160000	150000	140000	130000	140000	140000	110000		
37		BAGHJAN 140/137 NO NLR (B)	Near PWD (Outside 100 mtrs)	270000	250000	240000	230000	200000	190000	130000	150000	140000	130000	120000	130000	130000	100000		
			NH (wtihin 100 mtrs)																
			Near NH (Outside 100 mtrs)																
			Near PWD (Within 100Mtrs)	280000	260000	250000	240000	210000	200000	140000	160000	150000	140000	130000	140000	140000	110000		
38		BAGHJAN TE 31 NO WLA	Near PWD (Outside 100 mtrs)	270000	250000	240000	230000	200000	190000	130000	150000	140000	130000	120000	130000	130000	100000		
			NH (wtihin 100 mtrs)																
			Near NH (Outside 100 mtrs)																
			Near PWD (Within 100Mtrs)	280000	260000	250000	240000	210000	200000	140000	160000	150000	140000	130000	140000	140000	110000		
39		BAGHJAN TE 353	Near PWD (Outside 100 mtrs)	270000	250000	240000	230000	200000	190000	130000	150000	140000	130000	120000	130000	130000	100000		
			NH (wtihin 100 mtrs)																
			Near NH (Outside 100 mtrs)																
			Near PWD (Within 100Mtrs)	280000	260000	250000	240000	210000	200000	140000	160000	150000	140000	130000	140000	140000	110000		
40		JIAN 140/137 NO NLR (A)	Near PWD (Within 100Mtrs)	280000	260000	250000	240000	210000	200000	140000	160000	150000	140000	130000	140000	140000	110000		
			Near NH (Outside 100 mtrs)																
			NH (wtihin 100 mtrs)																

Deputy Commissioner  
Tinsukia

Adl. Deputy Commissioner (Rev.)  
Tinsukia

Circle Officer  
Doomdooma Revenue Circle  
Doomdooma



No.	Mouza	Name of the Village	Land site	Industry	Trade Site			Basti Land			Other land(Including Agriculture land)						Average Increase %		
					1st Class	2nd Class	3rd Class	1st Class	2nd Class	3rd Class	Bhal Bari	Bari	Hali toli	Lahi Toli	Foring	B. Faring		Jalduba	
		BAGH	Near PWD (Outside 100 mtrs)	270000	250000	240000	230000	200000	190000	130000	150000	140000	130000	120000	130000	130000	100000		
41		BAGHIAN 214/212 NO NLR	NH (within 100 mtrs)																
			Near NH (Outside 100 mtrs)																
			Near PWD (Within 100Mtrs)	280000	260000	250000	240000	210000	200000	140000	160000	150000	140000	130000	140000	140000	110000		
			Near PWD (Outside 100 mtrs)	270000	250000	240000	230000	200000	190000	130000	150000	140000	130000	120000	130000	130000	100000		
42		DOHUTIA GAON	NH (within 100 mtrs)																
			Near NH (Outside 100 mtrs)																
			Near PWD (Within 100Mtrs)	580000	320000	290000	270000	250000	240000	230000	220000	200000	180000	170000	190000	200000	140000	274.35%	
			Near PWD (Outside 100 mtrs)	550000	300000	270000	250000	240000	230000	220000	210000	190000	160000	150000	180000	190000	130000		
43		BANDARKHATI GAON	NH (within 100 mtrs)																
			Near NH (Outside 100 mtrs)																
			Near PWD (Within 100Mtrs)	580000	320000	290000	270000	250000	240000	230000	220000	200000	180000	170000	190000	200000	140000	274.35%	
			Near PWD (Outside 100 mtrs)	550000	300000	270000	250000	240000	230000	220000	210000	190000	160000	150000	180000	190000	130000		
44		GOTONG GAON	NH (within 100 mtrs)																
			Near NH (Outside 100 mtrs)																
			Near PWD (Within 100Mtrs)	580000	320000	290000	270000	250000	240000	230000	220000	200000	180000	170000	190000	200000	140000	274.35%	
			Near PWD (Outside 100 mtrs)	550000	300000	270000	250000	240000	230000	220000	210000	190000	160000	150000	180000	190000	130000		
45		DORJIJAN GAON	NH (within 100 mtrs)																
			Near NH (Outside 100 mtrs)																
			Near PWD (Within 100Mtrs)	580000	320000	290000	270000	250000	240000	230000	220000	200000	180000	170000	190000	200000	140000	274.35%	

Deputy Commissioner  
Tinsukia

Addl. Deputy Commissioner (Rev.)  
Tinsukia

Circle Officer  
Doomdooma Revenue Circle  
Doomdooma

No.	Mouza	Name of the Village	Land site	Industry	Trade Site			Basti Land			Other land(Including Agriculture land)							Average Increase %	
					1st Class	2nd Class	3rd Class	1st Class	2nd Class	3rd Class	Bhal Bari	Bari	Hali toli	Lahi Toli	Foring	B. Faring	Jalduba		
16		NO 1 DIAMULI GAON	Near PWD (Outside 100 mtrs)	550000	300000	270000	250000	240000	230000	220000	210000	190000	160000	150000	180000	190000	130000	280.54%	
			NH (within 100 mtrs)																
			Near NH (Outside 100 mtrs)																
			Near PWD (Within 100Mtrs)	500000	300000	270000	250000	230000	220000	210000	200000	180000	170000	150000	170000	180000	120000		
47		NO 2 DIAMULI GAON	Near PWD (Outside 100 mtrs)	460000	280000	250000	230000	220000	210000	200000	190000	170000	140000	130000	160000	170000	110000	214.28%	
			NH (within 100 mtrs)																
			Near NH (Outside 100 mtrs)																
			Near PWD (Within 100Mtrs)	500000	300000	270000	250000	230000	220000	210000	200000	180000	170000	150000	170000	180000	120000		
48		DIAMULI TE 205/203	Near PWD (Outside 100 mtrs)	460000	280000	250000	230000	220000	210000	200000	190000	170000	140000	130000	160000	170000	110000	214.28%	
			NH (within 100 mtrs)																
			Near NH (Outside 100 mtrs)																
			Near PWD (Within 100Mtrs)	580000	320000	290000	270000	250000	240000	230000	220000	200000	180000	170000	190000	200000	140000		
49		DIAMULI TE 39 WLA	Near PWD (Outside 100 mtrs)	550000	300000	270000	250000	240000	230000	220000	210000	190000	160000	150000	180000	190000	130000	214.28%	
			NH (within 100 mtrs)																
			Near NH (Outside 100 mtrs)																
			Near PWD (Within 100Mtrs)	500000	300000	270000	250000	230000	220000	210000	200000	180000	170000	150000	170000	180000	120000		
50		MULI TE 11 WLA	Near PWD (Outside 100 mtrs)	460000	280000	250000	230000	220000	210000	200000	190000	170000	140000	130000	160000	170000	110000	214.28%	
			NH (within 100 mtrs)																
			Near NH (Outside 100 mtrs)																
			Near PWD (Within 100Mtrs)	580000	320000	290000	270000	250000	240000	230000	220000	200000	180000	170000	190000	200000	140000		

Deputy Commissioner  
Tinsukia

Addl. Deputy Commissioner (S...)  
Tinsukia

Circle Officer  
Doomdooma Revenue Circle  
Doomdooma

No.	Mouza	Name of the Village	Land site	Industry	Trade Site			Basti Land			Other land(Including Agriculture land)						Average Increase %		
					1st Class	2nd Class	3rd Class	1st Class	2nd Class	3rd Class	Bhal Bari	Bari	Hali toli	Lahi Toli	Foring	B. Faring		Jalduba	
		DIA	Near PWD (Outside 100 mtrs)	550000	300000	270000	250000	240000	230000	220000	210000	190000	160000	150000	180000	190000	130000		
51		DIAMULI TE 13/136 WLA	NH (within 100 mtrs)															214.28%	
			Near NH (Outside 100 mtrs)																
			Near PWD (Within 100Mtrs)	500000	300000	270000	250000	230000	220000	210000	200000	180000	170000	150000	170000	180000	120000		
			Near PWD (Outside 100 mtrs)	460000	280000	250000	230000	220000	210000	200000	190000	170000	140000	130000	160000	170000	110000		
52		DIAMULI TE 269 WLA	NH (within 100 mtrs)															214.28%	
			Near NH (Outside 100 mtrs)																
			Near PWD (Within 100Mtrs)	500000	300000	270000	250000	230000	220000	210000	200000	180000	170000	150000	170000	180000	120000		
			Near PWD (Outside 100 mtrs)	460000	280000	250000	230000	220000	210000	200000	190000	170000	140000	130000	160000	170000	110000		
53		DIAMULI TE 195/193 WLA	NH (within 100 mtrs)															214.28%	
			Near NH (Outside 100 mtrs)																
			Near PWD (Within 100Mtrs)	500000	300000	270000	250000	230000	220000	210000	200000	180000	170000	150000	170000	180000	120000		
			Near PWD (Outside 100 mtrs)	460000	280000	250000	230000	220000	210000	200000	190000	170000	140000	130000	160000	170000	110000		
54		DIAMULI TE 141/138	NH (within 100 mtrs)															214.28%	
			Near NH (Outside 100 mtrs)																
			Near PWD (Within 100Mtrs)	500000	300000	270000	250000	230000	220000	210000	200000	180000	170000	150000	170000	180000	120000		
			Near PWD (Outside 100 mtrs)	460000	280000	250000	230000	220000	210000	200000	190000	170000	140000	130000	160000	170000	110000		
55		DORIABHETI	NH (within 100 mtrs)															159.24%	
			Near NH (Outside 100 mtrs)																
			Near PWD (Within 100Mtrs)	1500000	800000	700000	600000	400000	500000	450000	400000	300000	200000	200000	250000	250000	150000		

Deputy Commissioner,  
Tinsukia

Addl. Deputy Commissioner (Rev.)  
Tinsukia

*[Signature]*  
Circle Officer  
Doomdooma Revenue Circle  
Doomdooma

No.	Moza	Name of the Village	Land site	Industry	Trade Site			Basti Land			Other land(Including Agriculture land)						Average Increase %		
					1st Class	2nd Class	3rd Class	1st Class	2nd Class	3rd Class	Bhal Bari	Bari	Hali toli	Lahi Toli	Foring	B. Faring		Jalduba	
56		GORUMORATUP	Near PWD (Outside 100 mtrs)	1400000	700000	600000	500000	350000	450000	400000	350000	250000	200000	200000	200000	250000	150000	159.24%	
			NH (within 100 mtrs)																
			Near NH (Outside 100 mtrs)																
			Near PWD (Within 100Mtrs)	1500000	800000	700000	600000	400000	500000	450000	400000	300000	200000	200000	250000	250000	150000		
57		HOLOUKHOWA	Near PWD (Outside 100 mtrs)	1400000	700000	600000	500000	350000	450000	400000	350000	250000	200000	200000	200000	250000	150000	159.24%	
			NH (within 100 mtrs)																
			Near NH (Outside 100 mtrs)																
			Near PWD (Within 100Mtrs)	1500000	800000	700000	600000	400000	500000	450000	400000	300000	200000	200000	250000	250000	150000		
58		BONGALI BALIJAN	Near PWD (Outside 100 mtrs)	1400000	700000	600000	500000	350000	450000	400000	350000	250000	200000	200000	200000	250000	150000	96.03%	
			NH (within 100 mtrs)																
			Near NH (Outside 100 mtrs)																
			Near PWD (Within 100Mtrs)	1500000	800000	700000	600000	400000	500000	450000	400000	300000	200000	200000	250000	250000	150000		
59		OUGURI	Near PWD (Outside 100 mtrs)	2600000	2200000	2100000	2000000	1900000	1800000	1600000	1400000	1400000	1100000	1100000	1200000	1200000	1000000	191.28%	
			Near NH (Within 100 mtrs)	3000000	2500000	2400000	2300000	2200000	2100000	1900000	1700000	1700000	1400000	1400000	1500000	1500000	1300000		
			Near NH (Outside 100 mtrs)	2800000	2400000	2300000	2200000	2100000	2000000	1800000	1600000	1500000	1300000	1300000	1400000	1400000	1200000		
			Near PWD (Outside 100 mtrs)	2700000	2300000	2200000	2100000	2000000	1900000	1700000	1500000	1400000	1200000	1200000	1300000	1300000	1100000		
60		KOPIE	Near NH (Outside 100 mtrs)	2800000	2400000	2300000	2200000	2100000	2000000	1800000	1600000	1500000	1300000	1300000	1400000	1400000	1200000	268.86%	
			Near NH (Within 100 mtrs)	3000000	2500000	2400000	2300000	2200000	2100000	1900000	1700000	1700000	1400000	1400000	1500000	1500000	1300000		

Deputy Commissioner  
Tinsukia

Deputy Commissioner (Rev.)  
Tinsukia

Circle Officer  
Doordooma Revenue Circle  
Doordooma

Sl No.	Village	Name of the Village	Land site	Industry	Trade Site			Basti Land			Other land(Including Agriculture land)							Average Increase %
					1st Class	2nd Class	3rd Class	1st Class	2nd Class	3rd Class	Bhal Bari	Bari	Hali toli	Lahi Toli	Foring	B. Faring	Jalduba	
60		BISAK	Near PWD (Within 100Mtrs)	2700000	2300000	2200000	2100000	2000000	1900000	1700000	1500000	1400000	1200000	1200000	1300000	1300000	1100000	500.00%
			Near PWD (Outside 100 mtrs)	2600000	2200000	2100000	2000000	1900000	1800000	1600000	1400000	1400000	1100000	1100000	1200000	1200000	1000000	
61		DAIMUKHIYA	Near NH (Within 100 mtrs)														494.46%	
			Near NH (Outside 100 mtrs)															
			Near PWD (Within 100Mtrs)	2600000	2500000	2400000	2300000	1800000	1700000	1600000	1500000	1500000	100000	100000	150000	150000		100000
			Near PWD (Outside 100 mtrs)	2500000	2400000	2300000	2200000	1700000	1600000	1500000	1400000	1400000	90000	100000	150000	150000		100000
62		TIPIK 101 FS	Near NH (Within 100 mtrs)	2500000	2400000	2300000	2200000	1600000	1500000	1400000	1300000	1300000	1100000	1100000	1200000	1200000	100000	296.31%
			Near NH (Outside 100 mtrs)	2400000	2300000	2200000	2100000	1500000	1400000	1300000	1200000	1200000	100000	100000	110000	110000	90000	
			Near PWD (Within 100Mtrs)	2300000	2200000	2100000	2000000	1400000	1300000	1200000	1100000	1100000	900000	900000	1000000	1000000	90000	
			Near PWD (Outside 100 mtrs)	2200000	2100000	2000000	1900000	1300000	1200000	1100000	1000000	1000000	800000	800000	900000	900000	90000	
63		ASOMIYA BALIJAN	Near NH (Within 100 mtrs)														403.43%	
			Near NH (Outside 100 mtrs)															
			Near PWD (Within 100Mtrs)	2200000	2100000	2000000	1900000	1600000	1500000	1400000	1300000	1200000	90000	80000	100000	100000		150000
			Near PWD (Outside 100 mtrs)	2100000	200000	1900000	1800000	1500000	1400000	1300000	1200000	1100000	90000	80000	100000	100000		150000
64		BISAKOPIE 72 NO FS	Near NH (Within 100 mtrs)	5000000	4900000	4800000	4700000	4500000	4300000	4100000	3900000	3800000	3600000	3600000	3700000	3700000	200000	694.93%
			Near NH (Outside 100 mtrs)	4900000	4800000	4700000	4600000	4400000	4200000	4000000	3800000	3700000	3500000	3500000	3600000	3600000	1900000	
			Near PWD (Within 100Mtrs)	4800000	4700000	4600000	4500000	4300000	4100000	3900000	3700000	3600000	3400000	3400000	3500000	3500000	1800000	
			Near PWD (Outside 100 mtrs)	4700000	4600000	4500000	4400000	4200000	4000000	3800000	3600000	3500000	3300000	3300000	3400000	3400000	1700000	

Deputy Commissioner  
Tinsukia

Addl. Deputy Commissioner (Rev.)  
Tinsukia

Circle Officer  
Doomdooma Revenue Circle  
Doomdooma

Zonal Valuation of Land  
Effective from 01-08-2022

No.	Mouza	Name of the Village	Land site	Industry	Trade Site			Basti Land			Other land(Including Agriculture land)						Average Increase %		
					1st Class	2nd Class	3rd Class	1st Class	2nd Class	3rd Class	Bhal Bari	Bari	Hali toli	Lahi Toli	Foring	B. Faring		Jalduba	
65		72 NO PRA BHU DA	Near NH (Within 100 mtrs)																
			Near NH (Outside 100 mtrs)																
			Near PWD (Within 100Mtrs)					450000	400000	400000	350000	350000	250000	250000	300000	250000	200000		
			Near PWD (Outside 100 mtrs)					450000	350000	350000	350000	350000	250000	250000	300000	250000	200000		
66		RUPAI TE 231/233	Near NH (Within 100 mtrs)															229.21%	
			Near NH (Outside 100 mtrs)																
			Near PWD (Within 100Mtrs)	700000	280000	270000	260000	240000	230000	220000	210000	200000	190000	190000	180000	180000	150000		
			Near PWD (Outside 100 mtrs)	680000	270000	260000	250000	230000	220000	210000	200000	190000	180000	180000	170000	170000	140000		
67		RUPAI TE 230/231	Near NH (Within 100 mtrs)															229.21%	
			Near NH (Outside 100 mtrs)																
			Near PWD (Within 100Mtrs)	700000	280000	270000	260000	240000	230000	220000	210000	200000	190000	190000	180000	180000	150000		
			Near PWD (Outside 100 mtrs)	680000	270000	260000	250000	230000	220000	210000	200000	190000	180000	180000	170000	170000	140000		
68		RUPAI TE 244/246	Near NH (Within 100 mtrs)															229.21%	
			Near NH (Outside 100 mtrs)																
			Near PWD (Within 100Mtrs)	700000	280000	270000	260000	240000	230000	220000	210000	200000	190000	190000	180000	180000	150000		
			Near PWD (Outside 100 mtrs)	680000	270000	260000	250000	230000	220000	210000	200000	190000	180000	180000	170000	170000	140000		
69		IIVA TE 83	Near NH (Within 100 mtrs)																
			Near NH (Outside 100 mtrs)																

Deputy Commissioner  
Tinsukia

Addl. Deputy Commissioner (Rev.)  
Tinsukia

Circle Officer  
Doornooma Revenue Circle  
Doornooma

No.	Mouza	Name of the Village	Land site	Industry	Trade Site			Basti Land			Other land(Including Agriculture land)						Average Increase %		
					1st Class	2nd Class	3rd Class	1st Class	2nd Class	3rd Class	Bhal Bari	Bari	Hali toli	Lahi Toli	Foring	B. Faring		Jalduba	
70		DAIMUKH	Near PWD (Within 100Mtrs)	700000	280000	270000	260000	240000	230000	220000	210000	200000	190000	190000	180000	180000	150000	229.21%	
			Near PWD (Outside 100 mtrs)	680000	270000	260000	250000	230000	220000	210000	200000	190000	180000	180000	170000	170000	140000		
		DAIMUKHIYA TE 84	Near NH (Within 100 mtrs)																
			Near NH (Outside 100 mtrs)																
71		DAIMUKHIYA TE 25/26	Near PWD (Within 100Mtrs)	700000	280000	270000	260000	240000	230000	220000	210000	200000	190000	190000	180000	180000	150000	229.21%	
			Near PWD (Outside 100 mtrs)	680000	270000	260000	250000	230000	220000	210000	200000	190000	180000	180000	170000	170000	140000		
		DAIMUKHIYA TE 13/34/89	Near NH (Within 100 mtrs)																
			Near NH (Outside 100 mtrs)																
72		DAIMUKHIYA TE 13/34/89	Near PWD (Within 100Mtrs)	700000	280000	270000	260000	240000	230000	220000	210000	200000	190000	190000	180000	180000	150000	229.21%	
			Near PWD (Outside 100 mtrs)	680000	270000	260000	250000	230000	220000	210000	200000	190000	180000	180000	170000	170000	140000		
		DAIMUKHIYA TE 12	Near NH (Within 100 mtrs)																
			Near NH (Outside 100 mtrs)																
73		DAIMUKHIYA TE 12	Near PWD (Within 100Mtrs)	700000	280000	270000	260000	240000	230000	220000	210000	200000	190000	190000	180000	180000	150000	229.21%	
			Near PWD (Outside 100 mtrs)	680000	270000	260000	250000	230000	220000	210000	200000	190000	180000	180000	170000	170000	140000		
		DAIMUKHIYA TE 12	Near NH (Within 100 mtrs)																
			Near NH (Outside 100 mtrs)																

Deputy Commissioner

Addl. Deputy Commissioner (Rev.)

*[Signature]*  
Circle Officer  
Doomdooma Revenue Circle  
Doomdooma

No.	Mouza	Name of the Village	Land site	Industry	Trade Site			Basti Land			Other land(Including Agriculture land)						Average Increase %	
					1st Class	2nd Class	3rd Class	1st Class	2nd Class	3rd Class	Bhai Bari	Bari	Hali toli	Lahi Toli	Foring	B. Faring		Jalduba
74		JAKAICHUK	Near NH (Within 100 mtrs)															294.37%
			Near NH (Outside 100 mtrs)															
			Near PWD (Within 100Mtrs)	700000	280000	270000	260000	240000	230000	220000	210000	200000	190000	190000	180000	180000	150000	
			Near PWD (Outside 100 mtrs)	680000	270000	260000	250000	230000	220000	210000	200000	190000	180000	180000	170000	170000	140000	
75		KECHERUGURI	Near NH (Within 100 mtrs)															294.37%
			Near NH (Outside 100 mtrs)															
			Near PWD (Within 100Mtrs)	700000	280000	270000	260000	240000	230000	220000	210000	200000	190000	190000	180000	180000	150000	
			Near PWD (Outside 100 mtrs)	680000	270000	260000	250000	230000	220000	210000	200000	190000	180000	180000	170000	170000	140000	
76		NO 2 KORDOIGURI	Near NH (Within 100 mtrs)															294.37%
			Near NH (Outside 100 mtrs)															
			Near PWD (Within 100Mtrs)	700000	280000	270000	260000	240000	230000	220000	210000	200000	190000	190000	180000	180000	150000	
			Near PWD (Outside 100 mtrs)	680000	270000	260000	250000	230000	220000	210000	200000	190000	180000	180000	170000	170000	140000	
77		BORRUPAI	Near NH (Within 100 mtrs)															294.37%
			Near NH (Outside 100 mtrs)															
			Near PWD (Within 100Mtrs)	700000	280000	270000	260000	240000	230000	220000	210000	200000	190000	190000	180000	180000	150000	
			Near PWD (Outside 100 mtrs)	680000	270000	260000	250000	230000	220000	210000	200000	190000	180000	180000	170000	170000	140000	
78		TE 182	Near NH (Within 100 mtrs)														294.37%	
			Near NH (Outside 100 mtrs)															

204 37%

*[Signature]*  
Deputy Commissioner  
Tinsukia

*[Signature]*  
Addl. Deputy Commissioner (Rev.)  
Tinsukia

*[Signature]*  
Circle Officer  
Doorndooma Revenue Circle  
Doorndooma



No.	Mouza	Name of the Village	Land site	Industry	Trade Site			Basti Land			Other land(Including Agriculture land)						Average Increase %	
					1st Class	2nd Class	3rd Class	1st Class	2nd Class	3rd Class	Bhal Bari	Bari	Hali toli	Lahi Toli	Foring	B. Faring		Jalduba
		RUPAI	Near PWD (Within 100Mtrs)	700000	280000	270000	260000	240000	230000	220000	210000	200000	190000	190000	180000	180000	150000	294.37%
			Near PWD (Outside 100 mtrs)	680000	270000	260000	250000	230000	220000	210000	200000	190000	180000	180000	170000	170000	140000	
79		RUPAI TE 38/32	Near NH (Within 100 mtrs)															294.37%
			Near NH (Outside 100 mtrs)															
			Near PWD (Within 100Mtrs)	700000	280000	270000	260000	240000	230000	220000	210000	200000	190000	190000	180000	180000	150000	
			Near PWD (Outside 100 mtrs)	680000	270000	260000	250000	230000	220000	210000	200000	190000	180000	180000	170000	170000	140000	
30		RUPAI TE 265/540	Near NH (Within 100 mtrs)															294.37%
			Near NH (Outside 100 mtrs)															
			Near PWD (Within 100Mtrs)	700000	280000	270000	260000	240000	230000	220000	210000	200000	190000	190000	180000	180000	150000	
			Near PWD (Outside 100 mtrs)	680000	270000	260000	250000	230000	220000	210000	200000	190000	180000	180000	170000	170000	140000	
31		CHOTO RUPAI	Near NH (Within 100 mtrs)															294.37%
			Near NH (Outside 100 mtrs)															
			Near PWD (Within 100Mtrs)	700000	280000	270000	260000	240000	230000	220000	210000	200000	190000	190000	180000	180000	150000	
			Near PWD (Outside 100 mtrs)	680000	270000	260000	250000	230000	220000	210000	200000	190000	180000	180000	170000	170000	140000	
32		HOLOUTUP	Near NH (Within 100 mtrs)															209.72%
			Near NH (Outside 100 mtrs)															
			Near PWD (Within 100Mtrs)	800000	650000	600000	550000	380000	370000	360000	300000	300000	250000	250000	300000	300000	150000	
			Near PWD (Outside 100 mtrs)	750000	600000	560000	500000	350000	340000	330000	260000	260000	200000	200000	250000	250000	100000	

Deputy Commissioner  
Tinsukia

Addl. Deputy Commissioner (Rev.)  
Tinsukia

Circle Officer  
Doomdooma Revenue Circle  
Doomdooma

No.	Mouza	Name of the Village	Land site	Industry	Trade Site			Basti Land			Other land(Including Agriculture land)						Average Increase %		
					1st Class	2nd Class	3rd Class	1st Class	2nd Class	3rd Class	Bhal Bari	Bari	Hali toli	Lahi Toli	Foring	B. Faring		Jalduba	
33		HATIJJAN	Near NH (Within 100 mtrs)															209.72%	
			Near NH (Outside 100 mtrs)																
			Near PWD (Within 100Mtrs)	800000	650000	600000	550000	380000	370000	360000	300000	300000	250000	250000	300000	300000	150000		
			Near PWD (Outside 100 mtrs)	750000	600000	560000	500000	350000	340000	330000	260000	260000	200000	200000	250000	250000	100000		
34		SAMGURI	Near NH (Within 100 mtrs)															209.72%	
			Near NH (Outside 100 mtrs)																
			Near PWD (Within 100Mtrs)	800000	650000	600000	550000	380000	370000	360000	300000	300000	250000	250000	300000	300000	150000		
			Near PWD (Outside 100 mtrs)	750000	600000	560000	500000	350000	340000	330000	260000	260000	200000	200000	250000	250000	100000		
35		BEBEJIA	Near NH (Within 100 mtrs)															209.72%	
			Near NH (Outside 100 mtrs)																
			Near PWD (Within 100Mtrs)	800000	650000	600000	550000	380000	370000	360000	300000	300000	250000	250000	300000	300000	150000		
			Near PWD (Outside 100 mtrs)	750000	600000	560000	500000	350000	340000	330000	260000	260000	200000	200000	250000	250000	100000		
36		NO 1PURONI MOTAPUNG	Near NH (Within 100 mtrs)															209.72%	
			Near NH (Outside 100 mtrs)																
			Near PWD (Within 100Mtrs)	800000	650000	600000	550000	380000	370000	360000	300000	300000	250000	250000	300000	300000	150000		
			Near PWD (Outside 100 mtrs)	750000	600000	560000	500000	350000	340000	330000	260000	260000	200000	200000	250000	250000	100000		
17		I MOTAPUNG	Near NH (Within 100 mtrs)																
			Near NH (Outside 100 mtrs)																

Deputy Commissioner  
Tinsukia

Addl. Deputy Commissioner (Rev.)  
Tinsukia

Circle Officer  
Doomdooma Revenue Circle  
Doomdooma

No.	Mouza	Name of the Village	Land site	Industry	Trade Site			Basti Land			Other land(Including Agriculture land)							Average Increase %
					1st Class	2nd Class	3rd Class	1st Class	2nd Class	3rd Class	Bhal Bari	Bari	Hali toli	Lahi Toli	Foring	B. Faring	Jalduba	
37		NO 2 PURONI	Near PWD (Within 100Mtrs)	800000	650000	600000	550000	380000	370000	360000	300000	300000	250000	250000	300000	300000	150000	209.72%
			Near PWD (Outside 100 mtrs)	750000	600000	560000	500000	350000	340000	330000	260000	260000	200000	200000	250000	250000	100000	
38		NO 3 PURONI MOTAPUNG	Near NH (Within 100 mtrs)															209.72%
			Near NH (Outside 100 mtrs)															
			Near PWD (Within 100Mtrs)	800000	650000	600000	550000	380000	370000	360000	300000	300000	250000	250000	300000	300000	150000	
			Near PWD (Outside 100 mtrs)	750000	600000	560000	500000	350000	340000	330000	260000	260000	200000	200000	250000	250000	100000	
39		NO 4 PURONI MOTAPUNG	Near NH (Within 100 mtrs)															209.72%
			Near NH (Outside 100 mtrs)															
			Near PWD (Within 100Mtrs)	800000	650000	600000	550000	380000	370000	360000	300000	300000	250000	250000	300000	300000	150000	
			Near PWD (Outside 100 mtrs)	750000	600000	560000	500000	350000	340000	330000	260000	260000	200000	200000	250000	250000	100000	
30		NO 5 PURONI MOTAPUNG	Near NH (Within 100 mtrs)															209.72%
			Near NH (Outside 100 mtrs)															
			Near PWD (Within 100Mtrs)	800000	650000	600000	550000	380000	370000	360000	300000	300000	250000	250000	300000	300000	150000	
			Near PWD (Outside 100 mtrs)	750000	600000	560000	500000	350000	340000	330000	260000	260000	200000	200000	250000	250000	100000	
31		NO 1 HATIBAT	Near NH (Within 100 mtrs)															209.72%
			Near NH (Outside 100 mtrs)															
			Near PWD (Within 100Mtrs)	800000	650000	600000	550000	380000	370000	360000	300000	300000	250000	250000	300000	300000	150000	
			Near PWD (Outside 100 mtrs)	750000	600000	560000	500000	350000	340000	330000	260000	260000	200000	200000	250000	250000	100000	

Deputy Commissioner  
Tinsukia

26/3/22  
Addl. Deputy Commissioner (Rev.)  
Tinsukia

Circle Officer  
Doomdooma Revenue Circle  
Doomdooma

No.	Mouza	Name of the Village	Land site	Industry	Trade Site			Basti Land			Other land(Including Agriculture land)						Average Increase %		
					1st Class	2nd Class	3rd Class	1st Class	2nd Class	3rd Class	Bhal Bari	Bari	Hali toli	Lahi Toli	Foring	B. Faring		Jalduba	
32		NO 2 HATIBAT	Near NH (Within 100 mtrs)															209.72%	
			Near NH (Outside 100 mtrs)																
			Near PWD (Within 100Mtrs)	800000	650000	600000	550000	380000	370000	360000	300000	300000	250000	250000	300000	300000	150000		
			Near PWD (Outside 100 mtrs)	750000	600000	560000	500000	350000	340000	330000	260000	260000	200000	200000	250000	250000	100000		
33		DHELAKHAT 17 NO WLA	Near NH (Within 100 mtrs)															209.72%	
			Near NH (Outside 100 mtrs)																
			Near PWD (Within 100Mtrs)	800000	650000	600000	550000	380000	370000	360000	300000	300000	250000	250000	300000	300000	150000		
			Near PWD (Outside 100 mtrs)	750000	600000	560000	500000	350000	340000	330000	260000	260000	200000	200000	250000	250000	100000		
34		HILIKHA 27 NO FC	Near NH (Within 100 mtrs)															209.72%	
			Near NH (Outside 100 mtrs)																
			Near PWD (Within 100Mtrs)	800000	650000	600000	550000	380000	370000	360000	300000	300000	250000	250000	300000	300000	150000		
			Near PWD (Outside 100 mtrs)	750000	600000	560000	500000	350000	340000	330000	260000	260000	200000	200000	250000	250000	100000		
35		HILIKHA 5 NO APPL.	Near NH (Within 100 mtrs)															209.72%	
			Near NH (Outside 100 mtrs)																
			Near PWD (Within 100Mtrs)	800000	650000	600000	550000	380000	370000	360000	300000	300000	250000	250000	300000	300000	150000		
			Near PWD (Outside 100 mtrs)	750000	600000	560000	500000	350000	340000	330000	260000	260000	200000	200000	250000	250000	100000		
36		5 NO APPL.	Near NH (Within 100 mtrs)															266.17%	
			Near NH (Outside 100 mtrs)																

Deputy Commissioner  
Tinsukia

Addl. Deputy Commissioner (Rev.)  
Tinsukia

266.17%

Circle Officer  
Doomdooma Revenue Circle  
Doomdooma

No.	Mouza	Name of the Village	Land site	Industry	Trade Site			Basti Land			Other land(Including Agriculture land)							Average Increase %
					1st Class	2nd Class	3rd Class	1st Class	2nd Class	3rd Class	Bhal Bari	Bari	Hali toli	Lahi Toli	Foring	B. Faring	Jalduba	
36		HILIKHA 26	Near PWD (Within 100Mtrs)	800000	650000	600000	550000	380000	370000	360000	300000	300000	250000	250000	300000	300000	150000	200.17%
			Near PWD (Outside 100 mtrs)	750000	600000	560000	500000	350000	340000	330000	260000	260000	200000	200000	250000	250000	100000	
37		DIGHALHAKU	Near NH (Within 100 mtrs)														405.29%	
			Near NH (Outside 100 mtrs)															
			Near PWD (Within 100Mtrs)	1600000	1300000	1200000	1100000	900000	700000	500000	400000	400000	200000	200000	300000	300000		100000
			Near PWD (Outside 100 mtrs)	1500000	1200000	1100000	1000000	800000	600000	400000	300000	300000	100000	100000	200000	200000		90000
38		NA-MOTAPUNG	Near NH (Within 100 mtrs)														405.29%	
			Near NH (Outside 100 mtrs)															
			Near PWD (Within 100Mtrs)	1600000	1300000	1200000	1100000	900000	700000	500000	400000	400000	200000	200000	300000	300000		100000
			Near PWD (Outside 100 mtrs)	1500000	1200000	1100000	1000000	800000	600000	400000	300000	300000	100000	100000	200000	200000		90000
39		AMGURI	Near NH (Within 100 mtrs)														405.29%	
			Near NH (Outside 100 mtrs)															
			Near PWD (Within 100Mtrs)	1600000	1300000	1200000	1100000	900000	700000	500000	400000	400000	200000	200000	300000	300000		100000
			Near PWD (Outside 100 mtrs)	1500000	1200000	1100000	1000000	800000	600000	400000	300000	300000	100000	100000	200000	200000		90000
00		BIHYATING	Near NH (Within 100 mtrs)														405.29%	
			Near NH (Outside 100 mtrs)															
			Near PWD (Within 100Mtrs)	1600000	1300000	1200000	1100000	900000	700000	500000	400000	400000	200000	200000	300000	300000		100000
			Near PWD (Outside 100 mtrs)	1500000	1200000	1100000	1000000	800000	600000	400000	300000	300000	100000	100000	200000	200000		90000

Deputy Commissioner  
Tinsukia

Addl. Deputy Commissioner (Rev.)  
Tinsukia

Circle Officer  
Doomdooma Revenue Circle  
Doomdooma

No.	Mouza	Name of the Village	Land site	Industry	Trade Site			Basti Land			Other land(Including Agriculture land)						Average Increase %	
					1st Class	2nd Class	3rd Class	1st Class	2nd Class	3rd Class	Bhal Bari	Bari	Hali toli	Lahi Toli	Foring	B. Faring		Jalduba
01		BETJIAN GAON	Near NH (Within 100 mtrs)	2500000	2000000	1900000	1800000	1500000	1400000	1300000	1000000	900000	600000	600000	800000	800000	500000	979.11%
			Near NH (Outside 100 mtrs)	2400000	1900000	1800000	1700000	1400000	1300000	1200000	900000	800000	500000	500000	700000	700000	400000	
			Near PWD (Within 100Mtrs)	2300000	1800000	1700000	1600000	1300000	1200000	1100000	800000	700000	400000	400000	600000	600000	300000	
			Near PWD (Outside 100 mtrs)	2200000	1700000	1600000	1500000	1200000	1100000	1000000	700000	700000	300000	300000	500000	500000	200000	
02		BETJIAN BONGALI GAON	Near NH (Within 100 mtrs)	2500000	2000000	1900000	1800000	1500000	1400000	1300000	1000000	900000	600000	600000	800000	800000	500000	979.11%
			Near NH (Outside 100 mtrs)	2400000	1900000	1800000	1700000	1400000	1300000	1200000	900000	800000	500000	500000	700000	700000	400000	
			Near PWD (Within 100Mtrs)	2300000	1800000	1700000	1600000	1300000	1200000	1100000	800000	700000	400000	400000	600000	600000	300000	
			Near PWD (Outside 100 mtrs)	2200000	1700000	1600000	1500000	1200000	1100000	1000000	700000	700000	300000	300000	500000	500000	200000	
03		NO 1 CHOTAHAPIAN	Near NH (Within 100 mtrs)	3500000	3100000	3000000	2900000	2500000	2400000	2300000	2200000	2100000	1900000	1900000	200000	2000000	1800000	1603.81%
			Near NH (Outside 100 mtrs)	3400000	3000000	2900000	2800000	2400000	2300000	2200000	2100000	2000000	1800000	1800000	1900000	1900000	1700000	
			Near PWD (Within 100Mtrs)	3300000	2900000	2800000	2700000	2300000	2200000	2100000	2000000	1900000	1700000	1700000	1800000	1800000	1600000	
			Near PWD (Outside 100 mtrs)	3200000	2800000	2700000	2600000	2200000	2100000	2000000	1900000	1800000	1600000	1600000	1700000	1700000	1500000	
04		CHOTAHAPIAN TE 129 FS GRANT	Near NH (Within 100 mtrs)	3500000	3100000	3000000	2900000	2500000	2400000	2300000	2200000	2100000	1900000	1900000	200000	2000000	1800000	1603.81%
			Near NH (Outside 100 mtrs)	3400000	3000000	2900000	2800000	2400000	2300000	2200000	2100000	2000000	1800000	1800000	1900000	1900000	1700000	
			Near PWD (Within 100Mtrs)	3300000	2900000	2800000	2700000	2300000	2200000	2100000	2000000	1900000	1700000	1700000	1800000	1800000	1600000	
			Near PWD (Outside 100 mtrs)	3200000	2800000	2700000	2600000	2200000	2100000	2000000	1900000	1800000	1600000	1600000	1700000	1700000	1500000	
05		RI TE 110 FS	Near NH (Within 100 mtrs)	3500000	3100000	3000000	2900000	2500000	2400000	2300000	2200000	2100000	1900000	1900000	200000	2000000	1800000	1603.81%
			Near NH (Outside 100 mtrs)	3400000	3000000	2900000	2800000	2400000	2300000	2200000	2100000	2000000	1800000	1800000	1900000	1900000	1700000	

Deputy Commissioner  
Tinsukia

Addl. Deputy Commissioner (Rev.)  
Tinsukia

Circle Officer  
Doomdooma Revenue Circle  
Doomdooma

Sl No.	Mouza	Name of the Village	Land site	Industry	Trade Site			Basti Land			Other land(Including Agriculture land)							Average Increase %
					1st Class	2nd Class	3rd Class	1st Class	2nd Class	3rd Class	Bhal Bari	Bari	Hali toli	Lahi Toli	Foring	B. Faring	Jalduba	
105		HUKANGUR	Near PWD (Within 100Mtrs)	3300000	2900000	2800000	2700000	2300000	2200000	2100000	2000000	1900000	1700000	1700000	1800000	1800000	1600000	100.01%
			Near PWD (Outside 100 mtrs)	3200000	2800000	2700000	2600000	2200000	2100000	2000000	1900000	1800000	1600000	1600000	1700000	1700000	1500000	
106		CHOTAHAPIAN TE 59	Near NH (Within 100 mtrs)	3500000	3100000	3000000	2900000	2500000	2400000	2300000	2200000	2100000	1900000	1900000	200000	2000000	1800000	1603.81%
			Near NH (Outside 100 mtrs)	3400000	3000000	2900000	2800000	2400000	2300000	2200000	2100000	2000000	1800000	1800000	1900000	1900000	1700000	
			Near PWD (Within 100Mtrs)	3300000	2900000	2800000	2700000	2300000	2200000	2100000	2000000	1900000	1700000	1700000	1800000	1800000	1600000	
			Near PWD (Outside 100 mtrs)	3200000	2800000	2700000	2600000	2200000	2100000	2000000	1900000	1800000	1600000	1600000	1700000	1700000	1500000	
107		PAVAJAN TE 127(128)130(117)	Near NH (Within 100 mtrs)															
			Near NH (Outside 100 mtrs)															
			Near PWD (Within 100Mtrs)	1200000	650000	600000	550000	380000	370000	360000	300000	300000	250000	250000	300000	300000		150000
			Near PWD (Outside 100 mtrs)	1100000	600000	560000	500000	350000	340000	330000	260000	260000	200000	200000	250000	250000		100000
108		PAVAJAN TE 9 NO	Near NH (Within 100 mtrs)															
			Near NH (Outside 100 mtrs)															
			Near PWD (Within 100Mtrs)	1200000	650000	600000	550000	380000	370000	360000	300000	300000	250000	250000	300000	300000		150000
			Near PWD (Outside 100 mtrs)	1100000	600000	560000	500000	350000	340000	330000	260000	260000	200000	200000	250000	250000		100000
109		PAVAJAN TE 206	Near NH (Within 100 mtrs)															
			Near NH (Outside 100 mtrs)															
			Near PWD (Within 100Mtrs)	1200000	650000	600000	550000	380000	370000	360000	300000	300000	250000	250000	300000	300000		150000
			Near PWD (Outside 100 mtrs)	1100000	600000	560000	500000	350000	340000	330000	260000	260000	200000	200000	250000	250000		100000

Deputy Commissioner  
Tinsukia

Addl. Deputy Commissioner (Rev.)  
Tinsukia

Circle Officer  
Doomdcoma Revenue Circle  
Doomdcoma

No.	Mouza	Name of the Village	Land site	Industry	Trade Site			Basti Land			Other land(Including Agriculture land)						Average Increase %		
					1st Class	2nd Class	3rd Class	1st Class	2nd Class	3rd Class	Bhal Bari	Bari	Hali toli	Lahi Toli	Foring	B. Faring		Jalduba	
10		PAVAJAN TE 65	Near NH (Within 100 mtrs)																
			Near NH (Outside 100 mtrs)																
			Near PWD (Within 100Mtrs)	1200000	650000	600000	550000	380000	370000	360000	300000	300000	250000	250000	300000	300000	150000		
			Near PWD (Outside 100 mtrs)	1100000	600000	560000	500000	350000	340000	330000	260000	260000	200000	200000	250000	250000	100000		
11		PAVAJAN TE 219	Near NH (Within 100 mtrs)																
			Near NH (Outside 100 mtrs)																
			Near PWD (Within 100Mtrs)	1200000	650000	600000	550000	380000	370000	360000	300000	300000	250000	250000	300000	300000	150000		
			Near PWD (Outside 100 mtrs)	1100000	600000	560000	500000	350000	340000	330000	260000	260000	200000	200000	250000	250000	100000		
12		DOIDHAM TE 38	Near NH (Within 100 mtrs)																
			Near NH (Outside 100 mtrs)																
			Near PWD (Within 100Mtrs)	1200000	650000	600000	550000	380000	370000	360000	300000	300000	250000	250000	300000	300000	150000		
			Near PWD (Outside 100 mtrs)	1100000	600000	560000	500000	350000	340000	330000	260000	260000	200000	200000	250000	250000	100000		
13		DOIDHAM TE 7/561	Near NH (Within 100 mtrs)																
			Near NH (Outside 100 mtrs)																
			Near PWD (Within 100Mtrs)	1200000	650000	600000	550000	380000	370000	360000	300000	300000	250000	250000	300000	300000	150000		
			Near PWD (Outside 100 mtrs)	1100000	600000	560000	500000	350000	340000	330000	260000	260000	200000	200000	250000	250000	100000		
14		TE 135/138	Near NH (Within 100 mtrs)																
			Near NH (Outside 100 mtrs)																

299.99%

Deputy Commissioner  
Tinsukia

Addl. Deputy Commissioner  
Tinsukia

Circle Officer  
Dooddooma Revenue Circle  
Dooddooma



No.	Mouza	Name of the Village	Land site	Industry	Trade Site			Basti Land			Other land(Including Agriculture land)							Average Increase %
					1st Class	2nd Class	3rd Class	1st Class	2nd Class	3rd Class	Bhal Bari	Bari	Hali toli	Lahi Toli	Foring	B. Faring	Jalduba	
		DOIDHAM	Near PWD (Within 100Mtrs)	1200000	650000	600000	550000	380000	370000	360000	300000	300000	250000	250000	300000	300000	150000	
			Near PWD (Outside 100 mtrs)	1100000	600000	560000	500000	350000	340000	330000	260000	260000	200000	200000	250000	250000	100000	
15		HUKANGURI TE 23/20	Near NH (Within 100 mtrs)															
			Near NH (Outside 100 mtrs)															
			Near PWD (Within 100Mtrs)	1200000	650000	600000	550000	380000	370000	360000	300000	300000	250000	250000	300000	300000	150000	
			Near PWD (Outside 100 mtrs)	1100000	600000	560000	500000	350000	340000	330000	260000	260000	200000	200000	250000	250000	100000	
16		HUKANGURI TE 27 FS	Near NH (Within 100 mtrs)															
			Near NH (Outside 100 mtrs)															
			Near PWD (Within 100Mtrs)	1200000	650000	600000	550000	380000	370000	360000	300000	300000	250000	250000	300000	300000	150000	
			Near PWD (Outside 100 mtrs)	1100000	600000	560000	500000	350000	340000	330000	260000	260000	200000	200000	250000	250000	100000	
17		HUKANGURI TE 86	Near NH (Within 100 mtrs)															
			Near NH (Outside 100 mtrs)															
			Near PWD (Within 100Mtrs)	1200000	650000	600000	550000	380000	370000	360000	300000	300000	250000	250000	300000	300000	150000	
			Near PWD (Outside 100 mtrs)	1100000	600000	560000	500000	350000	340000	330000	260000	260000	200000	200000	250000	250000	100000	
18		LONGSOWAL TE 429/192	Near NH (Within 100 mtrs)	3500000 250%	3100000	3000000	2900000	2500000	2400000	2300000	2200000	2100000	1900000	1900000	200000	2000000	1800000	1603.81%
			Near NH (Outside 100 mtrs)	3400000	3000000	2900000	2800000	2400000	2300000	2200000	2100000	2000000	1800000	1800000	1900000	1900000	1700000	
			Near PWD (Within 100Mtrs)	1200000	650000	600000	550000	380000	370000	360000	300000	300000	250000	250000	300000	300000	150000	
			Near PWD (Outside 100 mtrs)	1100000	600000	560000	500000	350000	340000	330000	260000	260000	200000	200000	250000	250000	100000	

Deputy Commissioner  
Tinsukia

Deputy Commissioner  
Tinsukia

Circle Officer  
Doodhoma Revenue Circle  
Doodhoma

No.	Mouza	Name of the Village	Land site	Industry	Trade Site			Basti Land			Other land(Including Agriculture land)						Average Increase %		
					1st Class	2nd Class	3rd Class	1st Class	2nd Class	3rd Class	Bhal Bari	Bari	Hali toli	Lahi Toli	Foring	B. Faring		Jalduba	
19		LONGSOWAL TE 114 NO	Near NH (Within 100 mtrs)															299.99%	
			Near NH (Outside 100 mtrs)																
			Near PWD (Within 100Mtrs)	1200000	650000	600000	550000	380000	370000	360000	300000	300000	250000	250000	300000	300000	150000		
			Near PWD (Outside 100 mtrs)	1100000	600000	560000	500000	350000	340000	330000	260000	260000	200000	200000	250000	250000	100000		
20		LONGSOWAL TE 254 NO	Near NH (Within 100 mtrs)																
			Near NH (Outside 100 mtrs)																
			Near PWD (Within 100Mtrs)	1200000	650000	600000	550000	380000	370000	360000	300000	300000	250000	250000	300000	300000	150000		
			Near PWD (Outside 100 mtrs)	1100000	600000	560000	500000	350000	340000	330000	260000	260000	200000	200000	250000	250000	100000		
21		LONGSOWAL TE 31 NO	Near NH (Within 100 mtrs)																
			Near NH (Outside 100 mtrs)																
			Near PWD (Within 100Mtrs)	1200000	650000	600000	550000	380000	370000	360000	300000	300000	250000	250000	300000	300000	150000		
			Near PWD (Outside 100 mtrs)	1100000	600000	560000	500000	350000	340000	330000	260000	260000	200000	200000	250000	250000	100000		
22		LONGSOWAL TE 109/112 NO	Near NH (Within 100 mtrs)															172.10%	
			Near NH (Outside 100 mtrs)																
			Near PWD (Within 100Mtrs)	1200000	650000	600000	550000	380000	370000	360000	300000	300000	250000	250000	300000	300000	150000		
			Near PWD (Outside 100 mtrs)	1100000	600000	560000	500000	350000	340000	330000	260000	260000	200000	200000	250000	250000	100000		
23		E 255 NLR	Near NH (Within 100 mtrs)																
			Near NH (Outside 100 mtrs)																

Deputy Commissioner  
Tinsukia

Addl. Deputy Commissioner (Rev.)  
Tinsukia

Circle Officer  
Doomdooma Revenue Circle  
Doomdooma

No.	Mouza	Name of the Village	Land site	Industry	Trade Site			Basti Land			Other land(Including Agriculture land)							Average Increase %	
					1st Class	2nd Class	3rd Class	1st Class	2nd Class	3rd Class	Bhal Bari	Bari	Hali toli	Lahi Toli	Foring	B. Faring	Jalduba		
		BETJIAN T	Near PWD (Within 100Mtrs)	1200000	650000	600000	550000	380000	370000	360000	300000	300000	250000	250000	300000	300000	150000		
			Near PWD (Outside 100 mtrs)	1100000	600000	560000	500000	350000	340000	330000	260000	260000	200000	200000	250000	250000	100000		
14		BETJIAN TE 297 NLR	Near NH (Within 100 mtrs)																
			Near NH (Outside 100 mtrs)																
			Near PWD (Within 100Mtrs)	1200000	650000	600000	550000	380000	370000	360000	300000	300000	250000	250000	300000	300000	150000		
			Near PWD (Outside 100 mtrs)	1100000	600000	560000	500000	350000	340000	330000	260000	260000	200000	200000	250000	250000	100000		
15		BETJIAN TE 154/151 NLR	Near NH (Within 100 mtrs)																
			Near NH (Outside 100 mtrs)																
			Near PWD (Within 100Mtrs)	1200000	650000	600000	550000	380000	370000	360000	300000	300000	250000	250000	300000	300000	150000		
			Near PWD (Outside 100 mtrs)	1100000	600000	560000	500000	350000	340000	330000	260000	260000	200000	200000	250000	250000	100000		
25		NO 2 BAGHJIAN NC	NH (within 100 mtrs)																
			Near NH (Outside 100 mtrs)																
			Near PWD (Within 100Mtrs)	280000	260000	250000	240000	210000	200000	140000	160000	150000	140000	130000	140000	140000	110000		
			Near PWD (Outside 100 mtrs)	270000	250000	240000	230000	200000	190000	130000	150000	140000	130000	120000	130000	130000	100000		

  
Deputy Commissioner  
Tinsukia

  
Addl. Deputy Commissioner (Rev.)  
Tinsukia

  
Circle Officer  
Doomdooma Revenue Circle  
Doomdooma

ZONAL VALUE OF DOOMDOOMA REVENUE CIRCLE

Sl No	Mouza	Name of the Village	Land site	Industry	Trade Site			Basti Land			Other land(Including Agriculture land)						Average Increase %			
					1st Class	2nd Class	3rd Class	1st Class	2nd Class	3rd Class	Bhal Bari	Bari	Hali toli	Lahi Toli	Foring	B. Faring		Jalduba		
1	Saikhowa	Gakhibheti	NH (wtihin 100 mtrs)															197.80%		
			Near NH (Outside 100 mtrs)																	
			Near PWD (Within 100Mtrs)																	
			Near PWD (Outside 100 mtrs)	270000	250000	240000	230000	200000	190000	180000	150000	140000	130000	120000	130000	130000	100000			
2		Gakhibheti Na Gaon	Gakhibheti Na Gaon	NH (wtihin 100 mtrs)																
				Near NH (Outside 100 mtrs)																
				Near PWD (Within 100Mtrs)																
				Near PWD (Outside 100 mtrs)	270000	250000	240000	230000	200000	190000	180000	150000	140000	130000	120000	130000	130000	100000		
3			Na Gaon	Na Gaon	NH (wtihin 100 mtrs)															1.978
					Near NH (Outside 100 mtrs)															
					Near PWD (Within 100Mtrs)															
					Near PWD (Outside 100 mtrs)	270000	250000	240000	230000	200000	190000	180000	150000	140000	130000	120000	130000	130000	100000	

  
Deputy Commissioner  
Tinsukia

  
Addl. Deputy Commissioner (Rev.)  
Tinsukia

  
Circle Officer  
Doomdooma Revenue Circle  
Doomdooma

ZONAL VALUE OF DOOMDOOMA REVENUE CIRCLE																				
Sl No	Mouza	Name of the Village	Land site	Industry	Trade Site			Basti Land			Other land(Including Agriculture land)						Average Increase %			
					1st Class	2nd Class	3rd Class	1st Class	2nd Class	3rd Class	Bhal Bari	Bari	Hali toli	Lahi Toli	Foring	B. Faring		Jalduba		
4		1 No Badal Pathar	NH (wtihin 100 mtrs)																	
			Near NH (Outside 100 mtrs)																	
			Near PWD (Within 100Mtrs)																	
			Near PWD (Outside 100 mtrs)	270000	250000	240000	230000	200000	190000	180000	150000	140000	130000	120000	130000	130000	100000			
5		2 No Badal Pathar	NH (wtihin 100 mtrs)																	
			Near NH (Outside 100 mtrs)																	
			Near PWD (Within 100Mtrs)																	
			Near PWD (Outside 100 mtrs)	270000	250000	240000	230000	200000	190000	180000	150000	140000	130000	120000	130000	130000	100000	206.70%		
6			1 no Kaitia Gaon	NH (wtihin 100 mtrs)																
				Near NH (Outside 100 mtrs)																
				Near PWD (Within 100Mtrs)																
				Near PWD (Outside 100 mtrs)	270000	250000	240000	230000	200000	190000	180000	150000	140000	130000	120000	130000	130000	100000	197.80%	

  
Deputy Commissioner  
Tinsukia

  
Addl. Deputy Commissioner (Rev.)  
Tinsukia

  
Circle Officer  
Doomdooma Revenue Circle  
Doomdooma

ZONAL VALUE OF DOOMDOOMA REVENUE CIRCLE

Sl No	Mouza	Name of the Village	Land site	Industry	Trade Site			Basti Land			Other land(Including Agriculture land)						Average Increase %			
					1st Class	2nd Class	3rd Class	1st Class	2nd Class	3rd Class	Bhal Bari	Bari	Hali toli	Lahi Toli	Foring	B. Faring		Jalduba		
7		2 No Kaitia Gaon	NH (wtihin 100 mtrs)															197.80%		
			Near NH (Outside 100 mtrs)																	
			Near PWD (Within 100Mtrs)																	
			Near PWD (Outside 100 mtrs)	270000	250000	240000	230000	200000	190000	180000	150000	140000	130000	120000	130000	130000	100000			
8		17/21 No NLR Khobang	17/21 No NLR Khobang	NH (wtihin 100 mtrs)															133.00%	
				Near NH (Outside 100 mtrs)																
				Near PWD (Within 100Mtrs)																
				Near PWD (Outside 100 mtrs)	270000	250000	240000	230000	200000	190000	180000	150000	140000	130000	120000	130000	130000	100000		
9			110/74 NLR Khobang	110/74 NLR Khobang	NH (wtihin 100 mtrs)															182.20%
					Near NH (Outside 100 mtrs)															
					Near PWD (Within 100Mtrs)															
					Near PWD (Outside 100 mtrs)	270000	250000	240000	230000	200000	190000	180000	150000	140000	130000	120000	130000	130000	100000	

  
Deputy Commissioner  
Tinsukia

  
Addl. Deputy Commissioner (F.V.)  
Tinsukia

  
Circle Officer  
Doomdooma Revenue Circle  
Doomdooma

ZONAL VALUE OF DOOMDOOMA REVENUE CIRCLE

Sl No	Mouza	Name of the Village	Land site	Industry	Trade Site			Basti Land			Other land(Including Agriculture land)						Average Increase %			
					1st Class	2nd Class	3rd Class	1st Class	2nd Class	3rd Class	Bhal Bari	Bari	Hali toli	Lahi Toli	Foring	B. Faring		Jalduba		
10		Daisa 12 W.L.A	NH (wtihin 100 mtrs)															145.70%		
			Near NH (Outside 100 mtrs)																	
			Near PWD (Within 100Mtrs)																	
			Near PWD (Outside 100 mtrs)	270000	250000	240000	230000	200000	190000	180000	150000	140000	130000	120000	130000	130000	100000			
11		Daisa 16 W.L.A		NH (wtihin 100 mtrs)															145.70%	
				Near NH (Outside 100 mtrs)																
				Near PWD (Within 100Mtrs)																
				Near PWD (Outside 100 mtrs)	270000	250000	240000	230000	200000	190000	180000	150000	140000	130000	120000	130000	130000	100000		
12			Sumoijan 30		NH (wtihin 100 mtrs)															197.80%
					Near NH (Outside 100 mtrs)															
					Near PWD (Within 100Mtrs)															
					Near PWD (Outside 100 mtrs)	270000	250000	240000	230000	200000	190000	180000	150000	140000	130000	120000	130000	130000	100000	

  
Deputy Commissioner  
Tinsukia

  
Addl. Deputy Commissioner (P.O.)  
Tinsukia

  
Circle Officer  
Doomdooma Revenue Circle  
Doomdooma

ZONAL VALUE OF DOOMDOOMA REVENUE CIRCLE

Sl No	Mouza	Name of the Village	Land site	Industry	Trade Site			Basti Land			Other land(Including Agriculture land)						Average Increase %			
					1st Class	2nd Class	3rd Class	1st Class	2nd Class	3rd Class	Bhal Bari	Bari	Hali toli	Lahi Toli	Foring	B. Faring		Jalduba		
13		No 1 Missimikata	NH (wtihin 100 mtrs)															174.00%		
			Near NH (Outside 100 mtrs)																	
			Near PWD (Within 100Mtrs)																	
			Near PWD (Outside 100 mtrs)	270000	250000	240000	230000	200000	190000	180000	150000	140000	130000	120000	130000	130000	100000			
14		No 2 Missimikata	NH (wtihin 100 mtrs)																174.00%	
			Near NH (Outside 100 mtrs)																	
			Near PWD (Within 100Mtrs)																	
			Near PWD (Outside 100 mtrs)	270000	250000	240000	230000	200000	190000	180000	150000	140000	130000	120000	130000	130000	100000			
15			No 2 Daisa Balijan	NH (wtihin 100 mtrs)																174.00%
				Near NH (Outside 100 mtrs)																
				Near PWD (Within 100Mtrs)																
				Near PWD (Outside 100 mtrs)	270000	250000	240000	230000	200000	190000	180000	150000	140000	130000	120000	130000	130000	100000		

  
Deputy Commissioner  
Tinsukia

  
Addl. Deputy Commissioner (Rev.)  
Tinsukia

  
Circle Officer  
Doomdooma Revenue Circle,  
Doomdooma




ZONAL VALUE OF DOOMDOOMA REVENUE CIRCLE

Sl No	Mouza	Name of the Village	Land site	Industry	Trade Site			Basti Land			Other land(Including Agriculture land)						Average Increase %			
					1st Class	2nd Class	3rd Class	1st Class	2nd Class	3rd Class	Bhal Bari	Bari	Hali toli	Lahi Toli	Foring	B. Faring		Jalduba		
16		Hahkhati Gaon	NH (wtihin 100 mtrs)															224.90%		
			Near NH (Outside 100 mtrs)																	
			Near PWD (Within 100Mtrs)	400000	285000	275000	265000	240000	220000	210000	200000	190000	170000	160000	180000	200000	140000			
			Near PWD (Outside 100 mtrs)	390000	280000	270000	260000	230000	210000	200000	190000	180000	160000	150000	170000	190000	130000			
17			Hahkhati Pathar Gaon	NH (wtihin 100 mtrs)															224.90%	
				Near NH (Outside 100 mtrs)																
				Near PWD (Within 100Mtrs)	400000	285000	275000	265000	240000	220000	210000	200000	190000	170000	160000	180000	200000	140000		
				Near PWD (Outside 100 mtrs)	390000	280000	270000	260000	230000	210000	200000	190000	180000	160000	150000	170000	190000	130000		
18				1 no Duwonja Maithong	NH (wtihin 100 mtrs)	600000	540000	500000	460000	280000	260000	250000	220000	210000	190000	180000	200000	210000	200000	261.50%
					Near NH (Outside 100 mtrs)	590000	530000	490000	450000	260000	240000	230000	210000	200000	185000	175000	190000	180000	180000	
					Near PWD (Within 100Mtrs)	580000	520000	480000	440000	240000	220000	210000	200000	190000	170000	160000	180000	190000	150000	
					Near PWD (Outside 100 mtrs)	570000	510000	470000	430000	230000	210000	200000	190000	180000	160000	150000	170000	180000	140000	

  
Deputy Commissioner  
Tinsukia

  
Addl. Deputy Commissioner (Rev.)  
Tinsukia

  
Circle Officer  
Doomdooma Revenue Circle  
Doomdooma

ZONAL VALUE OF DOOMDOOMA REVENUE CIRCLE

Sl No	Mouza	Name of the Village	Land site	Industry	Trade Site			Basti Land			Other land(Including Agriculture land)						Average Increase %			
					1st Class	2nd Class	3rd Class	1st Class	2nd Class	3rd Class	Bhal Bari	Bari	Hali toli	Lahi Toli	Foring	B. Faring		Jalduba		
19	a (LOT 6)	2 No Duwonlia Maithong	NH (wtihin 100 mtrs)	640000	600000	560000	520000	400000	370000	350000	250000	220000	200000	190000	210000	220000	190000	305.37%		
			Near NH (Outside 100 mtrs)	630000	590000	550000	510000	390000	360000	340000	240000	210000	195000	185000	200000	210000	180000			
			Near PWD (Within 100Mtrs)	620000	580000	540000	500000	380000	350000	320000	220000	200000	190000	180000	190000	200000	150000			
			Near PWD (Outside 100 mtrs)	600000	560000	520000	480000	370000	340000	310000	210000	190000	170000	160000	180000	190000	140000			
20		a (LOT 6)	3 No Duwonliya Maithong	NH (wtihin 100 mtrs)	640000	600000	560000	520000	400000	370000	350000	250000	220000	200000	190000	210000	220000	190000	305.37%	
				Near NH (Outside 100 mtrs)	630000	590000	550000	510000	390000	360000	340000	240000	210000	195000	185000	200000	210000	180000		
				Near PWD (Within 100Mtrs)	620000	580000	540000	500000	380000	350000	320000	220000	200000	190000	180000	190000	200000	150000		
				Near PWD (Outside 100 mtrs)	600000	560000	520000	480000	370000	340000	310000	210000	190000	170000	160000	180000	190000	140000		
21			a (LOT 6)	4 No Duwonlia Maithong	NH (wtihin 100 mtrs)	640000	600000	560000	520000	400000	370000	350000	250000	220000	200000	190000	210000	220000	190000	305.37%
					Near NH (Outside 100 mtrs)	630000	590000	550000	510000	390000	360000	340000	240000	210000	195000	185000	200000	210000	180000	
					Near PWD (Within 100Mtrs)	620000	580000	540000	500000	380000	350000	320000	220000	200000	190000	180000	190000	200000	150000	
					Near PWD (Outside 100 mtrs)	600000	560000	520000	480000	370000	340000	310000	210000	190000	170000	160000	180000	190000	140000	

  
Deputy Commissioner  
Tinsukia

  
Addl. Deputy Commissioner (Rev.)  
Tinsukia

  
Circle Officer  
Doomdooma Revenue Circle  
Duumdooma

ZONAL VALUE OF DOOMDOOMA REVENUE CIRCLE																		Average Increase %	
Sl No	Mouza	Name of the Village	Land site	Industry	Trade Site			Basti Land			Other land(Including Agriculture land)								
					1st Class	2nd Class	3rd Class	1st Class	2nd Class	3rd Class	Bhal Bari	Bari	Hali toli	Lahi Toli	Foring	B. Faring	Jalduba		
22	Saikhow	5 No Duwonia Maithong	NH (wtihin 100 mtrs)	640000	600000	560000	520000	400000	370000	350000	250000	220000	200000	190000	210000	220000	190000	305.37%	
			Near NH (Outside 100 mtrs)	630000	590000	550000	510000	390000	360000	340000	240000	210000	195000	185000	200000	210000	180000		
			Near PWD (Within 100Mtrs)	620000	580000	540000	500000	380000	350000	320000	220000	200000	190000	180000	190000	200000	150000		
			Near PWD (Outside 100 mtrs)	600000	560000	520000	480000	370000	340000	310000	210000	190000	170000	160000	180000	190000	140000		
23		6 No Duwonia Maithong	NH (wtihin 100 mtrs)															243.67%	
			Near NH (Outside 100 mtrs)																
			Near PWD (Within 100Mtrs)	580000	530000	490000	450000	350000	320000	300000	200000	190000	165000	155000	180000	185000	140000		
			Near PWD (Outside 100 mtrs)	550000	510000	470000	430000	340000	310000	290000	180000	170000	160000	150000	175000	180000	130000		
24			1 No Kachari Maithong	NH (wtihin 100 mtrs)	640000	600000	560000	520000	400000	370000	350000	250000	220000	200000	190000	210000	220000	190000	307.37%
				Near NH (Outside 100 mtrs)	630000	590000	550000	510000	390000	360000	340000	240000	210000	195000	185000	200000	210000	180000	
				Near PWD (Within 100Mtrs)	620000	580000	540000	500000	380000	350000	320000	220000	200000	190000	180000	190000	200000	150000	
				Near PWD (Outside 100 mtrs)	600000	560000	520000	480000	370000	340000	310000	210000	190000	170000	160000	180000	190000	140000	

  
Deputy Commissioner  
Tinsukia

  
Addl. Deputy Commissioner (Rev.)  
Tinsukia

  
Circle Officer  
Doomdooma Revenue Circle  
Doomdooma

ZONAL VALUE OF DOOMDOOMA REVENUE CIRCLE																			
Sl No	Mouza	Name of the Village	Land site	Industry	Trade Site			Basti Land			Other land(Including Agriculture land)						Average Increase %		
					1st Class	2nd Class	3rd Class	1st Class	2nd Class	3rd Class	Bhal Bari	Bari	Hali toli	Lahi Toli	Foring	B. Faring		Jalduba	
25		2 No Kachari Maithong	NH (wtihin 100 mtrs)	640000	600000	560000	520000	400000	370000	350000	250000	220000	200000	190000	210000	220000	190000	307.37%	
			Near NH (Outside 100 mtrs)	630000	590000	550000	510000	390000	360000	340000	240000	210000	195000	185000	200000	210000	180000		
			Near PWD (Within 100Mtrs)	620000	580000	540000	500000	380000	350000	320000	220000	200000	190000	180000	190000	200000	150000		
			Near PWD (Outside 100 mtrs)	600000	560000	520000	480000	370000	340000	310000	210000	190000	170000	160000	180000	190000	140000		
26		3 No Kachari Maithong	NH (wtihin 100 mtrs)															240.24%	
			Near NH (Outside 100 mtrs)																
			Near PWD (Within 100Mtrs)	580000	530000	490000	450000	350000	320000	300000	200000	190000	165000	155000	180000	185000	140000		
			Near PWD (Outside 100 mtrs)	550000	510000	470000	430000	340000	310000	290000	180000	170000	160000	150000	175000	180000	130000		
27			4 No Kachari Maithong	NH (wtihin 100 mtrs)	640000	600000	560000	520000	400000	370000	350000	250000	220000	200000	190000	210000	220000	190000	342.15%
				Near NH (Outside 100 mtrs)	630000	590000	550000	510000	390000	360000	340000	240000	210000	195000	185000	200000	210000	180000	
				Near PWD (Within 100Mtrs)	620000	580000	540000	500000	380000	350000	320000	220000	200000	190000	180000	190000	200000	150000	
				Near PWD (Outside 100 mtrs)	600000	560000	520000	480000	370000	340000	310000	210000	190000	170000	160000	180000	190000	140000	

  
Deputy Commissioner  
Tinsukia

  
Addl. Deputy Commissioner (Fav.)  
Tinsukia


  
Circle Officer  
Doomdooma Revenue Circle  
Doomdooma

ZONAL VALUE OF DOOMDOOMA REVENUE CIRCLE

Sl No	Mouza	Name of the Village	Land site	Industry	Trade Site			Basti Land			Other land(Including Agriculture land)							Average Increase %		
					1st Class	2nd Class	3rd Class	1st Class	2nd Class	3rd Class	Bhal Bari	Bari	Hali toli	Lahi Toli	Foring	B. Faring	Jalduba			
28		2 No Bordirak	NH (wtihin 100 mtrs)	600000	550000	500000	460000	400000	350000	300000	250000	280000	170000	160000	190000	170000	150000	425.60%		
			Near NH (Outside 100 mtrs)	590000	540000	490000	450000	390000	340000	290000	240000	240000	160000	150000	180000	170000	140000			
			Near PWD (Within 100Mtrs)	580000	530000	480000	440000	380000	330000	280000	230000	230000	150000	140000	170000	160000	130000			
			Near PWD (Outside 100 mtrs)	590000	520000	470000	430000	370000	320000	270000	220000	220000	140000	130000	160000	150000	120000			
29			3 No Bordirak	NH (wtihin 100 mtrs)	600000	550000	500000	460000	400000	350000	300000	250000	280000	170000	160000	190000	170000	150000	456.20%	
				Near NH (Outside 100 mtrs)	590000	540000	490000	450000	390000	340000	290000	240000	240000	160000	150000	180000	170000	140000		
				Near PWD (Within 100Mtrs)	580000	530000	480000	440000	380000	330000	280000	230000	230000	150000	140000	170000	160000	130000		
				Near PWD (Outside 100 mtrs)	590000	520000	470000	430000	370000	320000	270000	220000	220000	140000	130000	160000	150000	120000		
30				1 No Bordirak	NH (wtihin 100 mtrs)	600000	550000	500000	460000	400000	350000	300000	250000	280000	170000	160000	190000	170000	150000	456.20%
					Near NH (Outside 100 mtrs)	590000	540000	490000	450000	390000	340000	290000	240000	240000	160000	150000	180000	170000	140000	
					Near PWD (Within 100Mtrs)	580000	530000	480000	440000	380000	330000	280000	230000	230000	150000	140000	170000	160000	130000	
					Near PWD (Outside 100 mtrs)	590000	520000	470000	430000	370000	320000	270000	220000	220000	140000	130000	160000	150000	120000	

  
Deputy Commissioner  
Tinsukia

  
Addl. Deputy Commissioner (Rev.)  
Tinsukia

  
Circle Officer  
Doomdooma Revenue Circle,  
Doomdooma


ZONAL VALUE OF DOOMDOOMA REVENUE CIRCLE																	Average Increase %			
Sl No	Mouza	Name of the Village	Land site	Industry	Trade Site			Basti Land			Other land(Including Agriculture land)									
					1st Class	2nd Class	3rd Class	1st Class	2nd Class	3rd Class	Bhal Bari	Bari	Hali toli	Lahi Toli	Foring	B. Faring		Jalduba		
31	Saikhowa (LOT NO 8)	4 No Bordirak	NH (wtihin 100 mtrs)																	
			Near NH (Outside 100 mtrs)																	
			Near PWD (Within 100Mtrs)																	
			Near PWD (Outside 100 mtrs)	280000	270000	255000	230000	210000	200000	195000	185000	180000	170000	195000	185000	130000				
32		Saikhowa (LOT NO 8)	Jegani	NH (wtihin 100 mtrs)																
				Near NH (Outside 100 mtrs)																
				Near PWD (Within 100Mtrs)	400000	285000	275000	260000	240000	220000	210000	200000	180000	150000	150000	170000	175000	140000	435.21%	
				Near PWD (Outside 100 mtrs)	390000	280000	270000	255000	230000	210000	200000	190000	170000	150000	150000	160000	170000	130000		
33			Saikhowa (LOT NO 8)	Tangana 114 No Grant	NH (wtihin 100 mtrs)															
					Near NH (Outside 100 mtrs)															
					Near PWD (Within 100Mtrs)	800000	650000	640000	630000	450000	440000	430000	400000	380000	100000	100000	210000	210000	110000	
					Near PWD (Outside 100 mtrs)	790000	640000	630000	620000	440000	430000	420000	390000	370000	90000	80000	200000	200000	100000	

  
Deputy Commissioner  
Tinsukia

  
Addl. Deputy Commissioner (Rev.)  
Tinsukia

  
Circle Officer  
Doomdooma Revenue Circle  
Doomdooma

ZONAL VALUE OF DOOMDOOMA REVENUE CIRCLE																					
Sl No	Mouza	Name of the Village	Land site	Industry	Trade Site			Basti Land			Other land(Including Agriculture land)							Average Increase %			
					1st Class	2nd Class	3rd Class	1st Class	2nd Class	3rd Class	Bhal Bari	Bari	Hali toli	Lahi Toli	Foring	B. Faring	Jalduba				
34		Sumoni	NH (wtihin 100 mtrs)															616.58%			
			Near NH (Outside 100 mtrs)																		
			Near PWD (Within 100Mtrs)		250000	240000	235000	210000	200000	190000	180000	170000	150000	150000	190000	180000	150000				
			Near PWD (Outside 100 mtrs)		240000	230000	230000	200000	190000	180000	170000	160000	140000	140000	180000	170000	140000				
35		2 No Maithong Pani		NH (wtihin 100 mtrs)																	
				Near NH (Outside 100 mtrs)																	
				Near PWD (Within 100Mtrs)																	
				Near PWD (Outside 100 mtrs)	400000	285000	275000	260000	240000	220000	210000	200000	180000	155000	150000	105000	160000	140000			
36			1 No Maithong Pani		NH (wtihin 100 mtrs)															480.52%	
					Near NH (Outside 100 mtrs)																
					Near PWD (Within 100Mtrs)	450000	300000	290000	280000	260000	240000	225000	220000	200000	175000	160000	180000	190000	150000		
					Near PWD (Outside 100 mtrs)	440000	290000	280000	270000	250000	240000	220000	210000	190000	170000	150000	175000	180000	140000		

  
Deputy Commissioner  
Tinsukia

  
Addl. Deputy Commissioner (Rev.)  
Tinsukia

  
Circle Officer  
Doomdooma Revenue Circle  
Doomdooma

ZONAL VALUE OF DOOMDOOMA REVENUE CIRCLE																				
SI No	Mouza	Name of the Village	Land site	Industry	Trade Site			Basti Land			Other land(Including Agriculture land)							Average Increase %		
					1st Class	2nd Class	3rd Class	1st Class	2nd Class	3rd Class	Bhal Bari	Bari	Hali toli	Lahi Toli	Foring	B. Faring	Jalduba			
37		Tongona Bangali	NH (wtihin 100 mtrs)															463.81%		
			Near NH (Outside 100 mtrs)																	
			Near PWD (Within 100Mtrs)	600000	390000	380000	370000	350000	340000	330000	320000	310000	200000	210000	210000	200000	160000			
			Near PWD (Outside 100 mtrs)	590000	380000	370000	360000	340000	330000	320000	310000	300000	190000	180000	200000	190000	150000			
38			Hunjan	NH (wtihin 100 mtrs)															435.21%	
				Near NH (Outside 100 mtrs)																
				Near PWD (Within 100Mtrs)	400000	285000	275000	260000	240000	220000	210000	200000	180000	150000	150000	170000	175000	140000		
				Near PWD (Outside 100 mtrs)	390000	280000	270000	255000	230000	210000	200000	190000	170000	150000	150000	160000	170000	130000		
39			Dangari Chiring	NH (wtihin 100 mtrs)															282.82%	
				Near NH (Outside 100 mtrs)																
				Near PWD (Within 100Mtrs)	650000	550000	530000	510000	400000	370000	350000	230000	215000	180000	180000	190000	200000	150000		
				Near PWD (Outside 100 mtrs)	600000	500000	480000	450000	380000	360000	340000	220000	200000	180000	180000	180000	190000	140000		

  
Deputy Commissioner  
Tinsukia

  
Addl. Deputy Commissioner (Fav.)  
Tinsukia


  
Circle Officer  
Doomdooma Revenue Circle  
Doomdooma



ZONAL VALUE OF DOOMDOOMA REVENUE CIRCLE																				
Sl No	Mouza	Name of the Village	Land site	Industry	Trade Site			Basti Land			Other land(Including Agriculture land)						Average Increase %			
					1st Class	2nd Class	3rd Class	1st Class	2nd Class	3rd Class	Bhal Bari	Bari	Hali toli	Lahi Toli	Foring	B. Faring		Jalduba		
40	Saikhowa	Khagarijan	NH (wtihin 100 mtrs)																	
			Near NH (Outside 100 mtrs)																	
			Near PWD (Within 100Mtrs)	650000	550000	530000	510000	400000	370000	350000	230000	215000	180000	180000	190000	200000	150000	567.19%		
			Near PWD (Outside 100 mtrs)	600000	500000	480000	450000	380000	360000	340000	220000	200000	180000	180000	180000	190000	140000			
NH (wtihin 100 mtrs)																				
Near NH (Outside 100 mtrs)																				
41		Saikhowa	No 1 Lawpati	Near PWD (Within 100Mtrs)	650000	550000	530000	510000	400000	370000	350000	230000	215000	180000	180000	190000	200000	150000	566.77%	
				Near PWD (Outside 100 mtrs)	600000	500000	480000	450000	380000	360000	340000	220000	200000	180000	180000	180000	190000	140000		
				NH (wtihin 100 mtrs)																
				Near NH (Outside 100 mtrs)																
42			Saikhowa	Sarudhadum	Near PWD (Within 100Mtrs)	650000	550000	530000	510000	400000	370000	350000	230000	215000	180000	180000	190000	200000	150000	334.06%
					Near PWD (Outside 100 mtrs)	600000	500000	480000	450000	380000	360000	340000	220000	200000	180000	180000	180000	190000	140000	
	NH (wtihin 100 mtrs)																			
	Near NH (Outside 100 mtrs)																			

  
Deputy Commissioner  
Tinsukia

  
Addl. Deputy Commissioner (Rev.)  
Tinsukia

  
Circle Officer  
Doomdooma Revenue Circle  
Doomdooma

ZONAL VALUE OF DOOMDOOMA REVENUE CIRCLE

Sl No	Mouza	Name of the Village	Land site	Industry	Trade Site			Basti Land			Other land(Including Agriculture land)						Average Increase %	
					1st Class	2nd Class	3rd Class	1st Class	2nd Class	3rd Class	Bhal Bari	Bari	Hali toli	Lahi Toli	Foring	B. Faring		Jalduba
43		Dangari	NH (wtihin 100 mtrs)	850000	670000	650000	600000	520000	480000	450000	400000	380000	225000	250000	260000	270000	160000	325.25%
			Near NH (Outside 100 mtrs)	820000	610000	600000	570000	480000	450000	430000	380000	370000	220000	220000	240000	250000	155000	
			Near PWD (Within 100Mtrs)	780000	585000	580000	540000	440000	435000	420000	370000	360000	210000	210000	220000	225000	150000	
			Near PWD (Outside 100 mtrs)	750000	560000	550000	530000	430000	420000	410000	355000	350000	200000	200000	210000	215000	140000	
44		Bihya	NH (wtihin 100 mtrs)	850000	680000	650000	600000	520000	480000	450000	400000	380000	225000	250000	260000	270000	160000	325.90%
			Near NH (Outside 100 mtrs)	820000	670000	600000	570000	480000	450000	430000	380000	370000	220000	220000	240000	250000	155000	
			Near PWD (Within 100Mtrs)	780000	620000	580000	540000	440000	435000	420000	370000	360000	210000	210000	220000	225000	150000	
			Near PWD (Outside 100 mtrs)	750000	585000	550000	530000	430000	420000	410000	355000	350000	200000	200000	210000	215000	140000	
45		Chengeli Gaon	NH (wtihin 100 mtrs)														131.78%	
			Near NH (Outside 100 mtrs)															
			Near PWD (Within 100Mtrs)	250000	220000	210000	200000	160000	150000	140000	130000	120000	110000	110000	130000	130000		105000
			Near PWD (Outside 100 mtrs)	230000	210000	200000	180000	150000	140000	1350000	120000	110000	100000	100000	120000	120000		100000

  
Deputy Commissioner  
Tinsukia

  
Addl. Deputy Commissioner (Rev.)  
Tinsukia

  
Circle Officer  
Doomdooma Revenue Circle  
Doomdooma

ZONAL VALUE OF DOOMDOOMA REVENUE CIRCLE

Sl No	Mouza	Name of the Village	Land site	Industry	Trade Site			Basti Land			Other land(Including Agriculture land)							Average Increase %		
					1st Class	2nd Class	3rd Class	1st Class	2nd Class	3rd Class	Bhal Bari	Bari	Hali toli	Lahi Toli	Foring	B. Faring	Jalduba			
46		No 3 Borali	NH (wtihin 100 mtrs)															131.78%		
			Near NH (Outside 100 mtrs)																	
			Near PWD (Within 100Mtrs)	250000	220000	210000	200000	160000	150000	140000	130000	120000	110000	110000	130000	130000	105000			
			Near PWD (Outside 100 mtrs)	230000	210000	200000	180000	150000	140000	1350000	120000	110000	100000	100000	120000	120000	100000			
47		No 2 Borali	No 2 Borali	NH (wtihin 100 mtrs)															131.78%	
				Near NH (Outside 100 mtrs)																
				Near PWD (Within 100Mtrs)	250000	220000	210000	200000	160000	150000	140000	130000	120000	110000	110000	130000	130000	105000		
				Near PWD (Outside 100 mtrs)	230000	210000	200000	180000	150000	140000	1350000	120000	110000	100000	100000	120000	120000	100000		
48			No 1 Borali	No 1 Borali	NH (wtihin 100 mtrs)															131.78%
					Near NH (Outside 100 mtrs)															
					Near PWD (Within 100Mtrs)	250000	220000	210000	200000	160000	150000	140000	130000	120000	110000	110000	130000	130000	105000	
					Near PWD (Outside 100 mtrs)	230000	210000	200000	180000	150000	140000	1350000	120000	110000	100000	100000	120000	120000	100000	

  
Deputy Commissioner  
Tinsukia

  
Addl. Deputy Commissioner (Rev.)  
Tinsukia


  
Circle Officer  
Doomdooma Revenue Circle  
Doomdooma

ZONAL VALUE OF DOOMDOOMA REVENUE CIRCLE

SI No	Mouza	Name of the Village	Land site	Industry	Trade Site			Basti Land			Other land(Including Agriculture land)							Average Increase %			
					1st Class	2nd Class	3rd Class	1st Class	2nd Class	3rd Class	Bhal Bari	Bari	Hali toli	Lahi Toli	Foring	B. Faring	Jalduba				
49	10wa	No 3 Borpathar	NH (wtihin 100 mtrs)															131.78%			
			Near NH (Outside 100 mtrs)																		
			Near PWD (Within 100Mtrs)	250000	220000	210000	200000	160000	150000	140000	130000	120000	110000	110000	130000	130000	105000				
			Near PWD (Outside 100 mtrs)	230000	210000	200000	180000	150000	140000	1350000	120000	110000	100000	100000	120000	120000	100000				
50		10wa	No 4 Borpathar	NH (wtihin 100 mtrs)															131.78%		
				Near NH (Outside 100 mtrs)																	
				Near PWD (Within 100Mtrs)	250000	220000	210000	200000	160000	150000	140000	130000	120000	110000	110000	130000	130000	105000			
				Near PWD (Outside 100 mtrs)	230000	210000	200000	180000	150000	140000	1350000	120000	110000	100000	100000	120000	120000	100000			
51			10wa	Uvota Gaon	NH (wtihin 100 mtrs)															131.78%	
					Near NH (Outside 100 mtrs)																
					Near PWD (Within 100Mtrs)	250000	220000	210000	200000	160000	150000	140000	130000	120000	110000	110000	130000	130000	105000		
					Near PWD (Outside 100 mtrs)	230000	210000	200000	180000	150000	140000	1350000	120000	110000	100000	100000	120000	120000	100000		



  
Addl. Deputy Commissioner (Rev.)  
Tinsukia

  
Circle Officer  
Doomdooma Revenue Circle  
Doomdooma

ZONAL VALUE OF DOOMDOOMA REVENUE CIRCLE																				
SI No	Mouza	Name of the Village	Land site	Industry	Trade Site			Basti Land			Other land(Including Agriculture land)							Average Increase %		
					1st Class	2nd Class	3rd Class	1st Class	2nd Class	3rd Class	Bhal Bari	Bari	Hali toli	Lahi Toli	Foring	B. Faring	Jalduba			
52	Saikt	Lukhrang Pathar Gaon	NH (wtihin 100 mtrs)															131.78%		
			Near NH (Outside 100 mtrs)																	
			Near PWD (Within 100Mtrs)	250000	220000	210000	200000	160000	150000	140000	130000	120000	110000	110000	130000	130000	105000			
			Near PWD (Outside 100 mtrs)	230000	210000	200000	180000	150000	140000	1350000	120000	110000	100000	100000	120000	120000	100000			
53		Saikt	Lukhrang	NH (wtihin 100 mtrs)															131.78%	
				Near NH (Outside 100 mtrs)																
				Near PWD (Within 100Mtrs)	250000	220000	210000	200000	160000	150000	140000	130000	120000	110000	110000	130000	130000	105000		
				Near PWD (Outside 100 mtrs)	230000	210000	200000	180000	150000	140000	1350000	120000	110000	100000	100000	120000	120000	100000		
54			Saikt	No 1 Borpathar	NH (wtihin 100 mtrs)															131.78%
					Near NH (Outside 100 mtrs)															
					Near PWD (Within 100Mtrs)	250000	220000	210000	200000	160000	150000	140000	130000	120000	110000	110000	130000	130000	105000	
					Near PWD (Outside 100 mtrs)	230000	210000	200000	180000	150000	140000	1350000	120000	110000	100000	100000	120000	120000	100000	

  
Deputy Commissioner  
Tinsukia

  
Addl. Deputy Commissioner (Rev.)  
Tinsukia

  
Circle Officer  
Doomdooma Revenue Circle  
Doomdooma

ZONAL VALUE OF DOOMDOOMA REVENUE CIRCLE																					
Sl No	Mouza	Name of the Village	Land site	Industry	Trade Site			Basti Land			Other land(Including Agriculture land)							Average Increase %			
					1st Class	2nd Class	3rd Class	1st Class	2nd Class	3rd Class	Bhal Bari	Bari	Hali toli	Lahi Toli	Foring	B. Faring	Jalduba				
55		No 2 Borpathar	NH (wtihin 100 mtrs)															131.78%			
			Near NH (Outside 100 mtrs)																		
			Near PWD (Within 100Mtrs)	250000	220000	210000	200000	160000	150000	140000	130000	120000	110000	110000	130000	130000	105000				
			Near PWD (Outside 100 mtrs)	230000	210000	200000	180000	150000	140000	1350000	120000	110000	100000	100000	120000	120000	100000				
56			Hologuri	NH (wtihin 100 mtrs)															131.78%		
				Near NH (Outside 100 mtrs)																	
				Near PWD (Within 100Mtrs)	250000	220000	210000	200000	160000	150000	140000	130000	120000	110000	110000	130000	130000	105000			
				Near PWD (Outside 100 mtrs)	230000	210000	200000	180000	150000	140000	1350000	120000	110000	100000	100000	120000	120000	100000			
57				Bazal Gaon	NH (wtihin 100 mtrs)															131.78%	
					Near NH (Outside 100 mtrs)																
					Near PWD (Within 100Mtrs)	250000	220000	210000	200000	160000	150000	140000	130000	120000	110000	110000	130000	130000	105000		
					Near PWD (Outside 100 mtrs)	230000	210000	200000	180000	150000	140000	1350000	120000	110000	100000	100000	120000	120000	100000		

  
Deputy Commissioner  
Tinsukia

  
Addl. Deputy Commissioner (Rev.)  
Tinsukia

  
Circle Officer  
Doomdooma Revenue Circle,  
Doomdooma

ZONAL VALUE OF DOOMDOOMA REVENUE CIRCLE

Sl No	Mouza	Name of the Village	Land site	Industry	Trade Site			Basti Land			Other land(Including Agriculture land)						Average Increase %		
					1st Class	2nd Class	3rd Class	1st Class	2nd Class	3rd Class	Bhal Bari	Bari	Hali toli	Lahi Toli	Foring	B. Faring		Jalduba	
58		Tazi Pothar	NH (wtihin 100 mtrs)															131.78%	
			Near NH (Outside 100 mtrs)																
			Near PWD (Within 100Mtrs)	250000	220000	210000	200000	160000	150000	140000	130000	120000	110000	110000	130000	130000	105000		
			Near PWD (Outside 100 mtrs)	230000	210000	200000	180000	150000	140000	1350000	120000	110000	100000	100000	120000	120000	100000		
59		1 No Bormechai	NH (wtihin 100 mtrs)															451.69%	
			Near NH (Outside 100 mtrs)																
			Near PWD (Within 100Mtrs)	400000	300000	290000	280000	270000	260000	250000	240000	230000	180000	170000	220000	220000	110000		
			Near PWD (Outside 100 mtrs)	390000	290000	280000	270000	260000	250000	240000	230000	220000	170000	160000	200000	200000	100000		
60		2 No Bormechai	NH (wtihin 100 mtrs)															451.69%	
			Near NH (Outside 100 mtrs)																
			Near PWD (Within 100Mtrs)	400000	300000	290000	280000	270000	260000	250000	240000	230000	180000	170000	220000	220000	110000		
			Near PWD (Outside 100 mtrs)	390000	290000	280000	270000	260000	250000	240000	230000	220000	170000	160000	200000	200000	100000		

  
Deputy Commissioner  
Tinsukia


  
Addl. Deputy Commissioner (Rev.)  
Tinsukia

  
Circle Officer  
Doomdcoma Revenue Circle -  
Doomdcoma

ZONAL VALUE OF DOOMDOOMA REVENUE CIRCLE																		Average Increase %	
Sl No	Mouza	Name of the Village	Land site	Industry	Trade Site			Basti Land			Other land(Including Agriculture land)								
					1st Class	2nd Class	3rd Class	1st Class	2nd Class	3rd Class	Bhal Bari	Bari	Hali toli	Lahi Toli	Foring	B. Faring	Jalduba		
61		3 No Bormechai	NH (wtihin 100 mtrs)															451.69%	
			Near NH (Outside 100 mtrs)																
			Near PWD (Within 100Mtrs)	400000	300000	290000	280000	270000	260000	250000	240000	230000	180000	170000	220000	220000	110000		
			Near PWD (Outside 100 mtrs)	390000	290000	280000	270000	260000	250000	240000	230000	220000	170000	160000	200000	200000	100000		
62		1 No Horumechai	NH (wtihin 100 mtrs)															451.69%	
			Near NH (Outside 100 mtrs)																
			Near PWD (Within 100Mtrs)	400000	300000	290000	280000	270000	260000	250000	240000	230000	180000	170000	220000	220000	110000		
			Near PWD (Outside 100 mtrs)	390000	290000	280000	270000	260000	250000	240000	230000	220000	170000	160000	200000	200000	100000		
63		2 No Horumechai	NH (wtihin 100 mtrs)															451.69%	
			Near NH (Outside 100 mtrs)																
			Near PWD (Within 100Mtrs)	400000	300000	290000	280000	270000	260000	250000	240000	230000	180000	170000	220000	220000	110000		
			Near PWD (Outside 100 mtrs)	390000	290000	280000	270000	260000	250000	240000	230000	220000	170000	160000	200000	200000	100000		

  
Deputy Commissioner  
Tinsukia

  
Addl. Deputy Commissioner (Rev.)  
Tinsukia

  
Circle Officer  
Doomdooma Revenue Circle  
Doomdooma



ZONAL VALUE OF DOOMDOOMA REVENUE CIRCLE																			
SI No	Mouza	Name of the Village	Land site	Industry	Trade Site			Basti Land			Other land(Including Agriculture land)							Average Increase %	
					1st Class	2nd Class	3rd Class	1st Class	2nd Class	3rd Class	Bhal Bari	Bari	Hali toli	Lahi Toli	Foring	B. Faring	Jalduba		
64	Saikhowa	3 No Horumechai	NH (wtihin 100 mtrs)															451.69%	
			Near NH (Outside 100 mtrs)																
			Near PWD (Within 100Mtrs)	400000	300000	290000	280000	270000	260000	250000	240000	230000	180000	170000	220000	220000	110000		
			Near PWD (Outside 100 mtrs)	390000	290000	280000	270000	260000	250000	240000	230000	220000	170000	160000	200000	200000	100000		
65		1 No Horudirak	NH (wtihin 100 mtrs)	600000	560000	530000	500000	350000	300000	270000	200000	170000	130000	130000	170000	170000	100000	223.63%	
			Near NH (Outside 100 mtrs)	590000	550000	520000	490000	330000	290000	250000	190000	160000	120000	120000	160000	160000	90000		
			Near PWD (Within 100Mtrs)	580000	540000	510000	480000	320000	280000	230000	180000	150000	110000	110000	150000	150000	90000		
			Near PWD (Outside 100 mtrs)	560000	530000	500000	470000	310000	270000	210000	170000	140000	100000	100000	140000	140000	80000		
66		2 No Horudirak	NH (wtihin 100 mtrs)															459%	
			Near NH (Outside 100 mtrs)																
			Near PWD (Within 100Mtrs)	400000	300000	290000	280000	270000	260000	250000	240000	230000	180000	170000	220000	220000	110000		
			Near PWD (Outside 100 mtrs)	390000	290000	280000	270000	260000	250000	240000	230000	220000	170000	160000	200000	200000	100000		

  
Deputy Commissioner  
Tinsukia

  
Addl. Deputy Commissioner (Rev.)  
Tinsukia

  
Circle Officer  
Doomdooma Revenue Circle  
Doomdooma

ZONAL VALUE OF DOOMDOOMA REVENUE CIRCLE																		Average Increase %	
SI No	Mouza	Name of the Village	Land site	Industry	Trade Site			Basti Land			Other land(Including Agriculture land)								
					1st Class	2nd Class	3rd Class	1st Class	2nd Class	3rd Class	Bhal Bari	Bari	Hali toli	Lahi Toli	Foring	B. Faring	Jalduba		
67		Amguri	NH (wtihin 100 mtrs)	600000	560000	530000	500000	350000	300000	270000	200000	170000	130000	130000	170000	170000	100000	231.54%	
			Near NH (Outside 100 mtrs)	590000	550000	520000	490000	330000	290000	250000	190000	160000	120000	120000	160000	160000	90000		
			Near PWD (Within 100Mtrs)	580000	540000	510000	480000	320000	280000	230000	180000	150000	110000	110000	150000	150000	90000		
			Near PWD (Outside 100 mtrs)	570000	530000	500000	470000	310000	270000	210000	170000	140000	100000	100000	140000	140000	80000		
68		1 No Chota Dirak	NH (wtihin 100 mtrs)	600000	560000	530000	500000	350000	300000	270000	200000	170000	130000	130000	170000	170000	100000	231.54%	
			Near NH (Outside 100 mtrs)	590000	550000	520000	490000	330000	290000	250000	190000	160000	120000	120000	160000	160000	90000		
			Near PWD (Within 100Mtrs)	580000	540000	510000	480000	320000	280000	230000	180000	150000	110000	110000	150000	150000	90000		
			Near PWD (Outside 100 mtrs)	570000	530000	500000	470000	310000	270000	210000	170000	140000	100000	100000	140000	140000	80000		
69			2 No Chota Dirak	NH (wtihin 100 mtrs)															420.29
				Near NH (Outside 100 mtrs)															
				Near PWD (Within 100Mtrs)															
				Near PWD (Outside 100 mtrs)	390000	290000	280000	270000	260000	250000	240000	230000	220000	170000	160000	200000	200000	100000	

  
Deputy Commissioner  
Tinsukia

  
Addl. Deputy Commissioner (Rev.)  
Tinsukia

  
Circle Officer  
Doomdooma Revenue Circle  
Doomdooma

ZONAL VALUE OF DOOMDOOMA REVENUE CIRCLE																		Average Increase %
SI No	Mouza	Name of the Village	Land site	Industry	Trade Site			Basti Land			Other land(Including Agriculture land)							
					1st Class	2nd Class	3rd Class	1st Class	2nd Class	3rd Class	Bhal Bari	Bari	Hali toli	Lahi Toli	Foring	B. Faring	Jalduba	
70		No 1 Kakopather	NH (wtihin 100 mtrs)	2600000	2000000	1900000	1800000	1800000	1700000	1650000	1600000	1550000	1300000	1300000	1450000	1450000	1100000	1136.98%
			Near NH (Outside 100 mtrs)	2500000	1950000	1850000	1750000	1700000	1650000	1600000	1550000	1500000	1250000	1250000	1400000	1400000	1150000	
			Near PWD (Within 100Mtrs)	2200000	1900000	1800000	1700000	1650000	1600000	1550000	1500000	1450000	1200000	1200000	1350000	1350000	1100000	
			Near PWD (Outside 100 mtrs)	2100000	1850000	1750000	1650000	1600000	1550000	1500000	1450000	1400000	1150000	1150000	1300000	1300000	1050000	
71		No 2 Kakopather	NH (wtihin 100 mtrs)	2600000	2000000	1900000	1800000	1800000	1700000	1650000	1600000	1550000	1300000	1300000	1450000	1450000	1100000	1315.84%
			Near NH (Outside 100 mtrs)	2500000	1950000	1850000	1750000	1700000	1650000	1600000	1550000	1500000	1250000	1250000	1400000	1400000	1150000	
			Near PWD (Within 100Mtrs)	2200000	1900000	1800000	1700000	1650000	1600000	1550000	1500000	1450000	1200000	1200000	1350000	1350000	1100000	
			Near PWD (Outside 100 mtrs)	2100000	1850000	1750000	1650000	1600000	1550000	1500000	1450000	1400000	1150000	1150000	1300000	1300000	1050000	
72		No 3 Kakopather	NH (wtihin 100 mtrs)														645.29%	
			Near NH (Outside 100 mtrs)															
			Near PWD (Within 100Mtrs)	1500000	1300000	1200000	1100000	100000	950000	900000	800000	750000	650000	600000	700000	600000		500000
			Near PWD (Outside 100 mtrs)	1450000	1250000	1150000	1050000	950000	900000	850000	750000	700000	600000	550000	650000	550000		450000

  
Deputy Commissioner  
Tinsukia


  
Addl. Deputy Commissioner (Rev.)  
Tinsukia

  
Circle Officer  
Doomdooma Revenue Circle  
Doomdooma

ZONAL VALUE OF DOOMDOOMA REVENUE CIRCLE																			
Sl No	Mouza	Name of the Village	Land site	Industry	Trade Site			Basti Land			Other land(Including Agriculture land)							Average Increase %	
					1st Class	2nd Class	3rd Class	1st Class	2nd Class	3rd Class	Bhal Bari	Bari	Hali toli	Lahi Toli	Foring	B. Faring	Jalduba		
73		Kulibil	NH (wtihin 100 mtrs)															126.66%	
			Near NH (Outside 100 mtrs)																
			Near PWD (Within 100Mtrs)	800000	600000	550000	500000	300000	260000	240000	200000	200000	160000	160000	180000	180000	140000		
			Near PWD (Outside 100 mtrs)	750000	550000	500000	450000	260000	240000	220000	180000	180000	140000	140000	160000	160000	120000		
74		Tongona 22 No Grant	NH (wtihin 100 mtrs)															332.98%	
			Near NH (Outside 100 mtrs)																
			Near PWD (Within 100Mtrs)	800000	600000	550000	500000	300000	260000	240000	200000	200000	160000	160000	180000	180000	140000		
			Near PWD (Outside 100 mtrs)	750000	550000	500000	450000	260000	240000	220000	180000	180000	140000	140000	160000	160000	120000		
75		No 2 Kachhijan	NH (wtihin 100 mtrs)															569.07%	
			Near NH (Outside 100 mtrs)																
			Near PWD (Within 100Mtrs)	900000	750000	700000	650000	500000	450000	400000	350000	350000		280000	300000	300000	260000		
			Near PWD (Outside 100 mtrs)	800000	700000	650000	600000	450000	400000	350000	300000	300000		260000	270000	270000	240000		

  
Deputy Commissioner  
Tinsukia


  
Addl. Deputy Commissioner (Rev.)  
Tinsukia

  
Circle Officer  
Doomdooma Revenue Circle  
Doomdooma

ZONAL VALUE OF DOOMDOOMA REVENUE CIRCLE																		Average Increase %	
Sl No	Mouza	Name of the Village	Land site	Industry	Trade Site			Basti Land			Other land(Including Agriculture land)								
					1st Class	2nd Class	3rd Class	1st Class	2nd Class	3rd Class	Bhal Bari	Bari	Hali toli	Lahi Toli	Foring	B. Faring	Jalduba		
76		No 1 Rumai Gabharu	NH (wtihin 100 mtrs)															389.77%	
			Near NH (Outside 100 mtrs)																
			Near PWD (Within 100Mtrs)	900000	700000	650000	600000	450000	400000	350000	300000	280000	250000	250000	270000	270000	250000		
			Near PWD (Outside 100 mtrs)	800000	650000	600000	550000	400000	350000	300000	250000	260000	240000	240000	250000	250000	230000		
77		No 2 Rumai Gabharu	NH (wtihin 100 mtrs)															369.53%	
			Near NH (Outside 100 mtrs)																
			Near PWD (Within 100Mtrs)	900000	700000	650000	600000	450000	400000	350000	300000	280000	250000	250000	270000	270000	250000		
			Near PWD (Outside 100 mtrs)	800000	650000	600000	550000	400000	350000	300000	250000	260000	240000	240000	250000	250000	230000		
78		No 3 Rumai Gabharu	NH (wtihin 100 mtrs)															369.53%	
			Near NH (Outside 100 mtrs)																
			Near PWD (Within 100Mtrs)	900000	700000	650000	600000	450000	400000	350000	300000	280000	250000	250000	270000	270000	250000		
			Near PWD (Outside 100 mtrs)	800000	650000	600000	550000	400000	350000	300000	250000	260000	240000	240000	250000	250000	230000		

  
Deputy Commissioner  
Tinsukia

  
Addl. Deputy Commissioner (Rev.)  
Tinsukia

  
Circle Officer  
Doomdooma Revenue Circle  
Doomdooma

ZONAL VALUE OF DOOMDOOMA REVENUE CIRCLE																		Average Increase %	
SI No	Mouza	Name of the Village	Land site	Industry	Trade Site			Basti Land			Other land(Including Agriculture land)								
					1st Class	2nd Class	3rd Class	1st Class	2nd Class	3rd Class	Bhal Bari	Bari	Hali toli	Lahi Toli	Foring	B. Faring	Jalduba		
79		No 1 Kachijan	NH (wtihin 100 mtrs)															513.24%	
			Near NH (Outside 100 mtrs)																
			Near PWD (Within 100Mtrs)	900000	700000	650000	600000	450000	400000	350000	300000	280000	250000	250000	270000	270000	250000		
			Near PWD (Outside 100 mtrs)	800000	650000	600000	550000	400000	350000	300000	250000	260000	240000	240000	250000	250000	230000		
80		Kumsang 308 NLR	NH (wtihin 100 mtrs)															338.56%	
			Near NH (Outside 100 mtrs)																
			Near PWD (Within 100Mtrs)	900000	700000	650000	600000	450000	400000	350000	300000	280000	250000	250000	270000	270000	250000		
			Near PWD (Outside 100 mtrs)	800000	650000	600000	550000	400000	350000	300000	250000	260000	240000	240000	250000	250000	230000		
81		Kumsang 116	NH (wtihin 100 mtrs)															390.79%	
			Near NH (Outside 100 mtrs)																
			Near PWD (Within 100Mtrs)	900000	700000	650000	600000	450000	400000	350000	300000	280000	250000	250000	270000	270000	250000		
			Near PWD (Outside 100 mtrs)	800000	650000	600000	550000	400000	350000	300000	250000	260000	240000	240000	250000	250000	230000		

  
Deputy Commissioner  
Tinsukia


  
Addl. Deputy Commissioner (Rev.)  
Tinsukia

  
Circle Officer  
Doomdooma Revenue Circle

ZONAL VALUE OF DOOMDOOMA REVENUE CIRCLE																			
Sl No	Mouza	Name of the Village	Land site	Industry	Trade Site			Basti Land			Other land(Including Agriculture land)							Average Increase %	
					1st Class	2nd Class	3rd Class	1st Class	2nd Class	3rd Class	Bhal Bari	Bari	Hali toli	Lahi Toli	Foring	B. Faring	Jalduba		
82		Kumsang 1/48	NH (wtihin 100 mtrs)															390.79%	
			Near NH (Outside 100 mtrs)																
			Near PWD (Within 100Mtrs)	900000	700000	650000	600000	450000	400000	350000	300000	280000	250000	250000	270000	270000	250000		
			Near PWD (Outside 100 mtrs)	800000	650000	600000	550000	400000	350000	300000	250000	260000	240000	240000	250000	250000	230000		
83		Kako Bazar Town	NH (wtihin 100 mtrs)	2600000	2000000	1900000	1800000	1800000	1700000	1650000	1600000	1550000	1300000	1300000	1450000	1450000	1100000	282.22%	
			Near NH (Outside 100 mtrs)	2500000	1950000	1850000	1750000	1700000	1650000	1600000	1550000	1500000	1250000	1250000	1400000	1400000	1150000		
			Near PWD (Within 100Mtrs)	2200000	1900000	1800000	1700000	1650000	1600000	1550000	1500000	1450000	1200000	1200000	1350000	1350000	1100000		
			Near PWD (Outside 100 mtrs)	2100000	1850000	1750000	1650000	1600000	1550000	1500000	1450000	1400000	1150000	1150000	1300000	1300000	1050000		
84		1 No Challenguri	NH (wtihin 100 mtrs)	2300000	1950000	1900000	1800000	1400000	1300000	1200000	1100000	1050000	100000	950000	1050000	1050000	950000	489.49%	
			Near NH (Outside 100 mtrs)	2200000	1900000	1850000	1700000	1350000	1250000	1150000	1050000	1000000	950000	900000	1000000	1000000	900000		
			Near PWD (Within 100Mtrs)	2100000	1850000	1800000	1600000	1300000	1200000	1100000	1000000	950000	900000	850000	950000	950000	850000		
			Near PWD (Outside 100 mtrs)	2000000	1800000	1750000	1500000	1250000	1150000	1050000	950000	900000	850000	800000	900000	900000	800000		

  
Deputy Commissioner  
Tinsukia

  
Addl. Deputy Commissioner (Rev.)  
Tinsukia

  
Circle Officer  
Doomdooma Revenue Circle  
Doomdooma

ZONAL VALUE OF DOOMDOOMA REVENUE CIRCLE																		Average Increase %
Sl No	Mouza	Name of the Village	Land site	Industry	Trade Site			Basti Land			Other land(Including Agriculture land)							
					1st Class	2nd Class	3rd Class	1st Class	2nd Class	3rd Class	Bhal Bari	Bari	Hali toli	Lahi Toli	Foring	B. Faring	Jalduba	
85		2 No Challenguri	NH (wtihin 100 mtrs)	2300000	1950000	1900000	1800000	1400000	1300000	1200000	1100000	1050000	100000	950000	1050000	1050000	950000	584.91%
			Near NH (Outside 100 mtrs)	2200000	1900000	1850000	1700000	1350000	1250000	1150000	1050000	1000000	950000	900000	1000000	1000000	900000	
			Near PWD (Within 100Mtrs)	2100000	1850000	1800000	1600000	1300000	1200000	1100000	1000000	950000	900000	850000	950000	950000	850000	
			Near PWD (Outside 100 mtrs)	2000000	1800000	1750000	1500000	1250000	1150000	1050000	950000	900000	850000	800000	900000	900000	800000	
86		Kumsang TE 15/25/63	NH (wtihin 100 mtrs)	2300000	1950000	1900000	1800000	1400000	1300000	1200000	1100000	1050000	100000	950000	1050000	1050000	950000	
			Near NH (Outside 100 mtrs)	2200000	1900000	1850000	1700000	1350000	1250000	1150000	1050000	1000000	950000	900000	1000000	1000000	900000	
			Near PWD (Within 100Mtrs)	2100000	1850000	1800000	1600000	1300000	1200000	1100000	1000000	950000	900000	850000	950000	950000	850000	
			Near PWD (Outside 100 mtrs)	2000000	1800000	1750000	1500000	1250000	1150000	1050000	950000	900000	850000	800000	900000	900000	800000	
87		Kherjan Gaon	NH (wtihin 100 mtrs)														630.46%	
			Near NH (Outside 100 mtrs)															
			Near PWD (Within 100Mtrs)	1500000	1300000	1200000	1100000	1000000	950000	900000	800000	750000	650000	600000	700000	600000		500000
			Near PWD (Outside 100 mtrs)	1450000	1250000	1150000	1050000	950000	900000	850000	750000	700000	600000	550000	650000	550000		450000

  
Deputy Commissioner  
Tinsukia

  
Addl. Deputy Commissioner (Rev.)  
Tinsukia

  
Circle Officer  
Doomdooma Revenue Circle




ZONAL VALUE OF DOOMDOOMA REVENUE CIRCLE

Sl No	Mouza	Name of the Village	Land site	Industry	Trade Site			Basti Land			Other land(Including Agriculture land)						Average Increase %			
					1st Class	2nd Class	3rd Class	1st Class	2nd Class	3rd Class	Bhal Bari	Bari	Hali toli	Lahi Toli	Foring	B. Faring		Jalduba		
88	Saikhowa (LOT 9)	Hatigarh	NH (wtihin 100 mtrs)															1085.98%		
			Near NH (Outside 100 mtrs)																	
			Near PWD (Within 100Mtrs)	1500000	1300000	1200000	1100000	1000000	950000	900000	800000	750000	650000	600000	700000	600000	500000			
			Near PWD (Outside 100 mtrs)	1450000	1250000	1150000	1050000	950000	900000	850000	750000	700000	600000	550000	650000	550000	450000			
89		Saikhowa (LOT 9)	Uparkuli Gaon	NH (wtihin 100 mtrs)															1085.98%	
				Near NH (Outside 100 mtrs)																
				Near PWD (Within 100Mtrs)	1500000	1300000	1200000	1100000	1000000	950000	900000	800000	750000	650000	600000	700000	600000	500000		
				Near PWD (Outside 100 mtrs)	1450000	1250000	1150000	1050000	950000	900000	850000	750000	700000	600000	550000	650000	550000	450000		
90			Saikhowa (LOT 9)	Uparkuli Pather	NH (wtihin 100 mtrs)															1085.98%
					Near NH (Outside 100 mtrs)															
					Near PWD (Within 100Mtrs)	1500000	1300000	1200000	1100000	1000000	950000	900000	800000	750000	650000	600000	700000	600000	500000	
					Near PWD (Outside 100 mtrs)	1450000	1250000	1150000	1050000	950000	900000	850000	750000	700000	600000	550000	650000	550000	450000	

  
Deputy Commissioner  
Tinsukia

  
Addl. Deputy Commissioner (Rev.)  
Tinsukia

  
Circle Officer  
Doomdooma Revenue Circle  
Doomdooma

ZONAL VALUE OF DOOMDOOMA REVENUE CIRCLE																		Average Increase %
Sl No	Mouza	Name of the Village	Land site	Industry	Trade Site			Basti Land			Other land(Including Agriculture land)							
					1st Class	2nd Class	3rd Class	1st Class	2nd Class	3rd Class	Bhal Bari	Bari	Hali toli	Lahi Toli	Foring	B. Faring	Jalduba	
91		Kumsang TE 287 (AB)	NH (wtihin 100 mtrs)															
			Near NH (Outside 100 mtrs)															
			Near PWD (Within 100Mtrs)	1500000	1300000	1200000	1100000	1000000	950000	900000	800000	750000	650000	600000	700000	600000	500000	
			Near PWD (Outside 100 mtrs)	1450000	1250000	1150000	1050000	950000	900000	850000	750000	700000	600000	550000	650000	550000	450000	
92		Kumsang TE 145/ 4	NH (wtihin 100 mtrs)															
			Near NH (Outside 100 mtrs)															
			Near PWD (Within 100Mtrs)	1500000	1300000	1200000	1100000	1000000	950000	900000	800000	750000	650000	600000	700000	600000	500000	
			Near PWD (Outside 100 mtrs)	1450000	1250000	1150000	1050000	950000	900000	850000	750000	700000	600000	550000	650000	550000	450000	
93		Kumsang TE 287 (BC)	NH (wtihin 100 mtrs)															
			Near NH (Outside 100 mtrs)															
			Near PWD (Within 100Mtrs)	1500000	1300000	1200000	1100000	1000000	950000	900000	800000	750000	650000	600000	700000	600000	500000	
			Near PWD (Outside 100 mtrs)	1450000	1250000	1150000	1050000	950000	900000	850000	750000	700000	600000	550000	650000	550000	450000	

  
Deputy Commissioner  
Tinsukia

  
Addl. Deputy Commissioner (Rev.)  
Tinsukia

  
Circle Officer  
Doomdooma Revenue Circle

ZONAL VALUE OF DOOMDOOMA REVENUE CIRCLE																				
Sl No	Mouza	Name of the Village	Land site	Industry	Trade Site			Basti Land			Other land(Including Agriculture land)							Average Increase %		
					1st Class	2nd Class	3rd Class	1st Class	2nd Class	3rd Class	Bhal Bari	Bari	Hali toli	Lahi Toli	Foring	B. Faring	Jalduba			
94		1 No Lajum Pather	NH (wtihin 100 mtrs)															910.81%		
			Near NH (Outside 100 mtrs)																	
			Near PWD (Within 100Mtrs)	1500000	1300000	1200000	1100000	1000000	950000	900000	800000	750000	650000	600000	700000	600000	500000			
			Near PWD (Outside 100 mtrs)	1450000	1250000	1150000	1050000	950000	900000	850000	750000	700000	600000	550000	650000	550000	450000			
95		Tongona Gaon	NH (wtihin 100 mtrs)																999.83%	
			Near NH (Outside 100 mtrs)																	
			Near PWD (Within 100Mtrs)	1500000	1300000	1200000	1100000	1000000	950000	900000	800000	750000	650000	600000	700000	600000	500000			
			Near PWD (Outside 100 mtrs)	1450000	1250000	1150000	1050000	950000	900000	850000	750000	700000	600000	550000	650000	550000	450000			
96			Kumsang TE 146/147	NH (wtihin 100 mtrs)																
				Near NH (Outside 100 mtrs)																
				Near PWD (Within 100Mtrs)	1500000	1300000	1200000	1100000	1000000	950000	900000	800000	750000	650000	600000	700000	600000	500000		
				Near PWD (Outside 100 mtrs)	1450000	1250000	1150000	1050000	950000	900000	850000	750000	700000	600000	550000	650000	550000	450000		

  
Deputy Commissioner  
Tinsukia

  
Addl. Deputy Commissioner (Rev.)  
Tinsukia


  
Circle Officer  
Joomdooma Revenue Circle  
Deomdooma

ZONAL VALUE OF DOOMDOOMA REVENUE CIRCLE

SI No	Mouza	Name of the Village	Land site	Industry	Trade Site			Basti Land			Other land(Including Agriculture land)						Average Increase %			
					1st Class	2nd Class	3rd Class	1st Class	2nd Class	3rd Class	Bhal Bari	Bari	Hali toli	Lahi Toli	Foring	B. Faring		Jalduba		
97		1 No Tazi	NH (wtihin 100 mtrs)															86.75%		
			Near NH (Outside 100 mtrs)																	
			Near PWD (Within 100Mtrs)	250000	220000	210000	200000	160000	150000	140000	130000	120000	110000	110000	190000	130000	105000			
			Near PWD (Outside 100 mtrs)	230000	210000	200000	180000	150000	140000	1350000	120000	110000	100000	100000	120000	120000	100000			
98			2 No Tezi	NH (wtihin 100 mtrs)															86.75%	
				Near NH (Outside 100 mtrs)																
				Near PWD (Within 100Mtrs)	250000	220000	210000	200000	160000	150000	140000	130000	120000	110000	110000	190000	130000	105000		
				Near PWD (Outside 100 mtrs)	230000	210000	200000	180000	150000	140000	1350000	120000	110000	100000	100000	120000	120000	100000		
99				3 No Tezi	NH (wtihin 100 mtrs)															86.75%
					Near NH (Outside 100 mtrs)															
					Near PWD (Within 100Mtrs)	250000	220000	210000	200000	160000	150000	140000	130000	120000	110000	110000	190000	130000	105000	
					Near PWD (Outside 100 mtrs)	230000	210000	200000	180000	150000	140000	1350000	120000	110000	100000	100000	120000	120000	100000	

  
Deputy Commissioner  
Tinsukia

  
Addl. Deputy Commissioner (Rev.)  
Tinsukia

  
Circle Officer  
Doomdooma Revenue Circle  
Doomdooma

Zonal Valuation of Land  
Effective from 01-08-2022

ZONAL VALUE OF DOOMDOOMA REVENUE CIRCLE																				
Sl No	Mouza	Name of the Village	Land site	Industry	Trade Site			Basti Land			Other land(Including Agriculture land)						Average Increase %			
					1st Class	2nd Class	3rd Class	1st Class	2nd Class	3rd Class	Bhal Bari	Bari	Hali toli	Lahi Toli	Foring	B. Faring		Jalduba		
100		Nam Uban	NH (wtihin 100 mtrs)															76.60%		
			Near NH (Outside 100 mtrs)																	
			Near PWD (Within 100Mtrs)	250000	220000	210000	200000	160000	150000	140000	130000	120000	110000	110000	190000	130000	105000			
			Near PWD (Outside 100 mtrs)	230000	210000	200000	180000	150000	140000	1350000	120000	110000	100000	100000	120000	120000	100000			
101			2 No Lazum	NH (wtihin 100 mtrs)															76.60%	
				Near NH (Outside 100 mtrs)																
				Near PWD (Within 100Mtrs)	250000	220000	210000	200000	160000	150000	140000	130000	120000	110000	110000	190000	130000	105000		
				Near PWD (Outside 100 mtrs)	230000	210000	200000	180000	150000	140000	1350000	120000	110000	100000	100000	120000	120000	100000		
102				Ahom Pather	NH (wtihin 100 mtrs)															76.60%
					Near NH (Outside 100 mtrs)															
					Near PWD (Within 100Mtrs)	250000	220000	210000	200000	160000	150000	140000	130000	120000	110000	110000	190000	130000	105000	
					Near PWD (Outside 100 mtrs)	230000	210000	200000	180000	150000	140000	1350000	120000	110000	100000	100000	120000	120000	100000	

  
Deputy Commissioner  
Tinsukia

  
Addl. Deputy Commissioner (Rev.)  
Tinsukia

  
Circle Officer  
Doomdooma  
Doomdooma


ZONAL VALUE OF DOOMDOOMA REVENUE CIRCLE																					
Sl No	Mouza	Name of the Village	Land site	Industry	Trade Site			Basti Land			Other land(Including Agriculture land)							Average Increase %			
					1st Class	2nd Class	3rd Class	1st Class	2nd Class	3rd Class	Bhal Bari	Bari	Hali toli	Lahi Toli	Foring	B. Faring	Jalduba				
103	Saikhowa	MajGaon	NH (wtihin 100 mtrs)																		
			Near NH (Outside 100 mtrs)																		
			Near PWD (Within 100Mtrs)	250000	220000	210000	200000	160000	150000	140000	130000	120000	110000	110000	190000	130000	105000	76.60%			
			Near PWD (Outside 100 mtrs)	230000	210000	200000	180000	150000	140000	1350000	120000	110000	100000	100000	120000	120000	100000				
NH (wtihin 100 mtrs)																					
Near NH (Outside 100 mtrs)																					
104		Saikhowa	2 No Borasuk	Near PWD (Within 100Mtrs)	250000	220000	210000	200000	160000	150000	140000	130000	120000	110000	110000	190000	130000	105000	76.60%		
				Near PWD (Outside 100 mtrs)	230000	210000	200000	180000	150000	140000	1350000	120000	110000	100000	100000	120000	120000	100000			
				NH (wtihin 100 mtrs)																	
				Near NH (Outside 100 mtrs)																	
105			Saikhowa	2 No Lajum Pather	Near PWD (Within 100Mtrs)	250000	220000	210000	200000	160000	150000	140000	130000	120000	110000	110000	190000	130000	105000	76.60%	
					Near PWD (Outside 100 mtrs)	230000	210000	200000	180000	150000	140000	1350000	120000	110000	100000	100000	120000	120000	100000		
	NH (wtihin 100 mtrs)																				
	Near NH (Outside 100 mtrs)																				

Deputy Commissioner  
Tinsukia


Addl. Deputy Commissioner (Rev.)  
Tinsukia

Circle Officer  
Doomdooma Revenue Circle  
Doomdooma

ZONAL VALUE OF DOOMDOOMA REVENUE CIRCLE																		Average Increase %
Sl No	Mouza	Name of the Village	Land site	Industry	Trade Site			Basti Land			Other land(Including Agriculture land)							
					1st Class	2nd Class	3rd Class	1st Class	2nd Class	3rd Class	Bhal Bari	Bari	Hali toli	Lahi Toli	Foring	B. Faring	Jalduba	
106		1 No Borasuk	NH (wtihin 100 mtrs)	400000	300000	250000	230000	180000	170000	160000	150000	140000	130000	130000	150000	150000	115000	76.60%
			Near NH (Outside 100 mtrs)	300000	250000	230000	220000	170000	160000	150000	140000	130000	120000	120000	140000	140000	110000	
			Near PWD (Within 100Mtrs)	250000	220000	210000	200000	160000	150000	140000	130000	120000	110000	110000	190000	130000	105000	
			Near PWD (Outside 100 mtrs)	230000	210000	200000	180000	150000	140000	1350000	120000	110000	100000	100000	120000	120000	100000	
107		1 No Lajum	NH (wtihin 100 mtrs)	700000	680000	660000	630000	600000	600000	480000	210000	210000	190000	190000	210000	210000	180000	242.40%
			Near NH (Outside 100 mtrs)	680000	670000	650000	620000	580000	580000	470000	200000	200000	180000	180000	200000	200000	170000	
			Near PWD (Within 100Mtrs)	670000	660000	640000	610000	570000	570000	460000	190000	190000	170000	170000	190000	190000	160000	
			Near PWD (Outside 100 mtrs)	660000	650000	630000	600000	560000	560000	450000	180000	180000	160000	160000	180000	180000	150000	
108		1 No Upar Uban	NH (wtihin 100 mtrs)	700000	680000	660000	630000	600000	600000	480000	210000	210000	190000	190000	210000	210000	180000	161.18%
			Near NH (Outside 100 mtrs)	680000	670000	650000	620000	580000	580000	470000	200000	200000	180000	180000	200000	200000	170000	
			Near PWD (Within 100Mtrs)	670000	660000	640000	610000	570000	570000	460000	190000	190000	170000	170000	190000	190000	160000	
			Near PWD (Outside 100 mtrs)	660000	650000	630000	600000	560000	560000	450000	180000	180000	160000	160000	180000	180000	150000	

  
Deputy Commissioner  
Tinsukia

  
Addl. Deputy Commissioner (Rev.)  
Tinsukia

  
Circle Officer  
Doomdooma Revenue Circle  
Doomdooma

ZONAL VALUE OF DOOMDOOMA REVENUE CIRCLE

Sl No	Mouza	Name of the Village	Land site	Industry	Trade Site			Basti Land			Other land(Including Agriculture land)							Average Increase %
					1st Class	2nd Class	3rd Class	1st Class	2nd Class	3rd Class	Bhal Bari	Bari	Hali toli	Lahi Toli	Foring	B. Faring	Jalduba	
109		2 No Upar Uban	NH (wtihin 100 mtrs)	700000	680000	660000	630000	600000	600000	480000	210000	210000	190000	190000	210000	210000	180000	153.32%
			Near NH (Outside 100 mtrs)	680000	670000	650000	620000	580000	580000	470000	200000	200000	180000	180000	200000	200000	170000	
			Near PWD (Within 100Mtrs)	670000	660000	640000	610000	570000	570000	460000	190000	190000	170000	170000	190000	190000	160000	
			Near PWD (Outside 100 mtrs)	660000	650000	630000	600000	560000	560000	450000	180000	180000	160000	160000	180000	180000	150000	
110		Khari Gaon	NH (wtihin 100 mtrs)														133.66%	
			Near NH (Outside 100 mtrs)															
			Near PWD (Within 100Mtrs)	500000	400000	300000	290000	270000	260000	250000	240000	230000	180000	170000	220000	220000		110000
			Near PWD (Outside 100 mtrs)	490000	390000	290000	280000	260000	250000	240000	230000	220000	170000	160000	200000	200000		100000
111		Samguri Habi Gaon	NH (wtihin 100 mtrs)														88.73%	
			Near NH (Outside 100 mtrs)															
			Near PWD (Within 100Mtrs)															
			Near PWD (Outside 100 mtrs)	390000	290000	280000	270000	260000	240000	220000	210000	200000	130000	120000	160000	160000		60000

  
Deputy Commissioner  
Tinsukia

  
Addl. Deputy Commissioner (Rev.)  
Tinsukia


  
Circle Officer  
Doomdooma Revenue Circle  
Doomdooma



ZONAL VALUE OF DOOMDOOMA REVENUE CIRCLE																						
SI No	Mouza	Name of the Village	Land site	Industry	Trade Site			Basti Land			Other land(Including Agriculture land)							Average Increase %				
					1st Class	2nd Class	3rd Class	1st Class	2nd Class	3rd Class	Bhal Bari	Bari	Hali toli	Lahi Toli	Foring	B. Faring	Jalduba					
112		1 No Longpit	NH (wtihin 100 mtrs)															25.43%				
			Near NH (Outside 100 mtrs)																			
			Near PWD (Within 100Mtrs)																			
			Near PWD (Outside 100 mtrs)	210000	180000	170000	150000	130000	110000	100000	80000	60000	50000	50000	70000	70000	40000					
113			2 No Longpit	NH (wtihin 100 mtrs)															25.43%			
				Near NH (Outside 100 mtrs)																		
				Near PWD (Within 100Mtrs)																		
				Near PWD (Outside 100 mtrs)	210000	180000	170000	150000	130000	110000	100000	80000	60000	50000	50000	70000	70000	40000				
114				Samua Gaon	NH (wtihin 100 mtrs)															25.43%		
					Near NH (Outside 100 mtrs)																	
					Near PWD (Within 100Mtrs)																	
					Near PWD (Outside 100 mtrs)	210000	180000	170000	150000	130000	110000	100000	80000	60000	50000	50000	70000	70000	40000			

Deputy Commissioner  
Tinsukia

  
Addl. Deputy Commissioner (Rev.)  
Tinsukia

  
Circle Officer  
Doomdooma Revenue Circle  
Doomdooma

ZONAL VALUE OF DOOMDOOMA REVENUE CIRCLE

Sl No	Mouza	Name of the Village	Land site	Industry	Trade Site			Basti Land			Other land(Including Agriculture land)						Average Increase %			
					1st Class	2nd Class	3rd Class	1st Class	2nd Class	3rd Class	Bhal Bari	Bari	Hali toli	Lahi Toli	Foring	B. Faring		Jalduba		
115	Saikhowa	Era Gaon	NH (wthih 100 mtrs)	2200000	1800000	1700000	1660000	1480000	1450000	1380000	1150000	1070000	800000	800000	1000000	1000000	350000	552.43%		
			Near NH (Outside 100 mtrs)	2100000	1780000	1690000	1650000	1470000	1440000	1370000	1100000	1060000	700000	700000	950000	950000	300000			
			Near PWD (Within 100Mtrs)	2000000	1710000	1680000	1640000	1460000	1430000	1360000	1090000	1050000	650000	650000	940000	940000	280000			
			Near PWD (Outside 100 mtrs)	1990000	1700000	1670000	1630000	1450000	1420000	1350000	1070000	1040000	600000	600000	900000	900000	260000			
116		Saikhowa	Tenga Gaon	NH (wthih 100 mtrs)	2200000	1800000	1700000	1660000	1480000	1450000	1380000	1150000	1070000	800000	800000	1000000	1000000	350000	552.43%	
				Near NH (Outside 100 mtrs)	2100000	1780000	1690000	1650000	1470000	1440000	1370000	1100000	1060000	700000	700000	950000	950000	300000		
				Near PWD (Within 100Mtrs)	2000000	1710000	1680000	1640000	1460000	1430000	1360000	1090000	1050000	650000	650000	940000	940000	280000		
				Near PWD (Outside 100 mtrs)	1990000	1700000	1670000	1630000	1450000	1420000	1350000	1070000	1040000	600000	600000	900000	900000	260000		
117			Saikhowa	Talap 100 F.S.	NH (wthih 100 mtrs)	2200000	1800000	1700000	1660000	1480000	1450000	1380000	1150000	1070000	800000	800000	1000000	1000000	350000	663.19%
					Near NH (Outside 100 mtrs)	2100000	1780000	1690000	1650000	1470000	1440000	1370000	1100000	1060000	700000	700000	950000	950000	300000	
					Near PWD (Within 100Mtrs)	2000000	1710000	1680000	1640000	1460000	1430000	1360000	1090000	1050000	650000	650000	940000	940000	280000	
					Near PWD (Outside 100 mtrs)	1990000	1700000	1670000	1630000	1450000	1420000	1350000	1070000	1040000	600000	600000	900000	900000	260000	

  
Deputy Commissioner  
Tinsukia

  
Addl. Deputy Commissioner (Rev.)  
Tinsukia

  
Circle Officer  
Doomdooma Revenue Circle  
Doomdooma

ZONAL VALUE OF DOOMDOOMA REVENUE CIRCLE																		Average Increase %
Sl No	Mouza	Name of the Village	Land site	Industry	Trade Site			Basti Land			Other land(Including Agriculture land)							
					1st Class	2nd Class	3rd Class	1st Class	2nd Class	3rd Class	Bhal Bari	Bari	Hali toli	Lahi Toli	Foring	B. Faring	Jalduba	
118		Talap 99/100/102	NH (wtihin 100 mtrs)	2200000	1800000	1700000	1660000	1480000	1450000	1380000	1150000	1070000	800000	800000	1000000	1000000	350000	
			Near NH (Outside 100 mtrs)	2100000	1780000	1690000	1650000	1470000	1440000	1370000	1100000	1060000	700000	700000	950000	950000	300000	
			Near PWD (Within 100Mtrs)	2000000	1710000	1680000	1640000	1460000	1430000	1360000	1090000	1050000	650000	650000	940000	940000	280000	
			Near PWD (Outside 100 mtrs)	1990000	1700000	1670000	1630000	1450000	1420000	1350000	1070000	1040000	600000	600000	900000	900000	260000	
119		Talap 36 FS	NH (wtihin 100 mtrs)	2500000	2000000	1940000	1930000	1560000	1530000	1400000	1300000	1250000	1000000	680000	1200000	1200000	400000	270.78%
			Near NH (Outside 100 mtrs)	2490000	1990000	1930000	1920000	1550000	1520000	1390000	1290000	1240000	800000	660000	1150000	1150000	350000	
			Near PWD (Within 100Mtrs)	2450000	1950000	1930000	1910000	1540000	1500000	1350000	1280000	1220000	750000	650000	1100000	1100000	350000	
			Near PWD (Outside 100 mtrs)	2440000	1940000	1920000	1900000	1530000	1460000	1300000	1250000	1210000	680000	600000	1050000	1050000	300000	
120		No 1 Daisa Balijan	NH (wtihin 100 mtrs)														267.79%	
			Near NH (Outside 100 mtrs)															
			Near PWD (Within 100Mtrs)	500000	400000	300000	290000	270000	260000	250000	240000	230000	180000	170000	220000	220000		110000
			Near PWD (Outside 100 mtrs)	490000	390000	290000	280000	260000	250000	240000	230000	220000	170000	160000	200000	200000		100000

  
Deputy Commissioner  
Tinsukia

  
Addl. Deputy Commissioner (Rev.)  
Tinsukia

  
Circle Officer  
Doomdooma Revenue Circle  
Doomdooma

ZONAL VALUE OF DOOMDOOMA REVENUE CIRCLE																		
Sl No	Mouza	Name of the Village	Land site	Industry	Trade Site			Basti Land			Other land(Including Agriculture land)						Average Increase %	
					1st Class	2nd Class	3rd Class	1st Class	2nd Class	3rd Class	Bhal Bari	Bari	Hali toli	Lahi Toli	Foring	B. Faring		Jalduba
121		Talap Town	NH (wtihin 100 mtrs)	2500000	2000000	1940000	1930000	1560000	1530000	1400000	1300000	1250000	1000000	680000	1200000	1200000	400000	161.63%
			Near NH (Outside 100 mtrs)	2490000	1990000	1930000	1920000	1550000	1520000	1390000	1290000	1240000	800000	660000	1150000	1150000	350000	
			Near PWD (Within 100Mtrs)	2450000	1950000	1930000	1910000	1540000	1500000	1350000	1280000	1220000	750000	650000	1100000	1100000	350000	
			Near PWD (Outside 100 mtrs)	2440000	1940000	1920000	1900000	1530000	1460000	1300000	1250000	1210000	680000	600000	1050000	1050000	300000	
122		Tirual Pather	NH (wtihin 100 mtrs)	650000	500000	470000	440000	400000	310000	280000	250000	220000	190000	190000	200000	200000	140000	140.87%
			Near NH (Outside 100 mtrs)	600000	490000	460000	430000	330000	300000	270000	240000	210000	180000	180000	190000	190000	130000	
			Near PWD (Within 100Mtrs)	550000	480000	450000	420000	320000	290000	260000	230000	200000	170000	170000	180000	180000	120000	
			Near PWD (Outside 100 mtrs)	500000	470000	440000	410000	310000	280000	250000	220000	190000	160000	160000	170000	170000	110000	
123		Bordhadum	NH (wtihin 100 mtrs)	650000	500000	470000	440000	400000	310000	280000	250000	220000	190000	190000	200000	200000	140000	143.45%
			Near NH (Outside 100 mtrs)	600000	490000	460000	430000	330000	300000	270000	240000	210000	180000	180000	190000	190000	130000	
			Near PWD (Within 100Mtrs)	550000	480000	450000	420000	320000	290000	260000	230000	200000	170000	170000	180000	180000	120000	
			Near PWD (Outside 100 mtrs)	500000	470000	440000	410000	310000	280000	250000	220000	190000	160000	160000	170000	170000	110000	

  
Deputy Commissioner  
Tinsukia

  
Addl. Deputy Commissioner (Rev.)  
Tinsukia

  
Circle Officer  
Doomdooma Revenue Circle  
Doomdooma

ZONAL VALUE OF DOOMDOOMA REVENUE CIRCLE																				
Sl No	Mouza	Name of the Village	Land site	Industry	Trade Site			Basti Land			Other land(Including Agriculture land)						Average Increase %			
					1st Class	2nd Class	3rd Class	1st Class	2nd Class	3rd Class	Bhal Bari	Bari	Hali toli	Lahi Toli	Foring	B. Faring		Jalduba		
124		1 No Sonari Pather	NH (wtihin 100 mtrs)															236.08%		
			Near NH (Outside 100 mtrs)																	
			Near PWD (Within 100Mtrs)	550000	480000	450000	420000	320000	290000	260000	230000	200000	170000	170000	180000	180000	120000			
			Near PWD (Outside 100 mtrs)	500000	470000	440000	410000	310000	280000	250000	220000	190000	160000	160000	170000	170000	110000			
125		2 No Sonari Pather	NH (wtihin 100 mtrs)																236.08%	
			Near NH (Outside 100 mtrs)																	
			Near PWD (Within 100Mtrs)	550000	480000	450000	420000	320000	290000	260000	230000	200000	170000	170000	180000	180000	120000			
			Near PWD (Outside 100 mtrs)	500000	470000	440000	410000	310000	280000	250000	220000	190000	160000	160000	170000	170000	110000			
126			1 No Kula Pather	NH (wtihin 100 mtrs)																259.69%
				Near NH (Outside 100 mtrs)																
				Near PWD (Within 100Mtrs)	550000	480000	450000	420000	320000	290000	260000	230000	200000	170000	170000	180000	180000	120000		
				Near PWD (Outside 100 mtrs)	500000	470000	440000	410000	310000	280000	250000	220000	190000	160000	160000	170000	170000	110000		

  
Deputy Commissioner  
Tinsukia

  
Addl. Deputy Commissioner (Rev.)  
Tinsukia

  
Circle Officer  
Doomdooma Revenue Circle  
Doomdooma

ZONAL VALUE OF DOOMDOOMA REVENUE CIRCLE

SI No	Mouza	Name of the Village	Land site	Industry	Trade Site			Basti Land			Other land(Including Agriculture land)							Average Increase %				
					1st Class	2nd Class	3rd Class	1st Class	2nd Class	3rd Class	Bhal Bari	Bari	Hali toli	Lahi Toli	Foring	B. Faring	Jalduba					
127	Saikhowa (LOT 3)	Kako Sonari Pather	NH (wtihin 100 mtrs)															226.08%				
			Near NH (Outside 100 mtrs)																			
			Near PWD (Within 100Mtrs)	550000	480000	450000	420000	320000	290000	260000	230000	200000	170000	170000	180000	180000	120000					
			Near PWD (Outside 100 mtrs)	500000	470000	440000	410000	310000	280000	250000	220000	190000	160000	160000	170000	170000	110000					
128		Saikhowa (LOT 3)	Megela 349 NLR	NH (wtihin 100 mtrs)																226.08%		
				Near NH (Outside 100 mtrs)																		
				Near PWD (Within 100Mtrs)	550000	480000	450000	420000	320000	290000	260000	230000	200000	170000	170000	180000	180000		120000			
				Near PWD (Outside 100 mtrs)	500000	470000	440000	410000	310000	280000	250000	220000	190000	160000	160000	170000	170000		110000			
129			Saikhowa (LOT 3)	Dangori Pathar	NH (wtihin 100 mtrs)	650000	500000	470000	440000	400000	310000	280000	250000	220000	190000	190000	200000		200000		140000	140.90%
					Near NH (Outside 100 mtrs)	600000	490000	460000	430000	330000	300000	270000	240000	210000	180000	180000	190000		190000		130000	
					Near PWD (Within 100Mtrs)	550000	480000	450000	420000	320000	290000	260000	230000	200000	170000	170000	180000		180000		120000	
					Near PWD (Outside 100 mtrs)	500000	470000	440000	410000	310000	280000	250000	220000	190000	160000	160000	170000		170000		110000	

  
Deputy Commissioner  
Tinsukia

  
Addl. Deputy Commissioner (Rev.)  
Tinsukia

  
Circle Officer  
Doomdooma Revenue Circle  
Doomdooma

ZONAL VALUE OF DOOMDOOMA REVENUE CIRCLE

SI No	Mouza	Name of the Village	Land site	Industry	Trade Site			Basti Land			Other land(Including Agriculture land)						Average Increase %				
					1st Class	2nd Class	3rd Class	1st Class	2nd Class	3rd Class	Bhal Bari	Bari	Hali toli	Lahi Toli	Foring	B. Faring		Jalduba			
130		2 No Megela Gaon	NH (wtihin 100 mtrs)															236.09%			
			Near NH (Outside 100 mtrs)																		
			Near PWD (Within 100Mtrs)	550000	480000	450000	420000	320000	290000	260000	230000	200000	170000	170000	180000	180000	120000				
			Near PWD (Outside 100 mtrs)	500000	470000	440000	410000	310000	280000	250000	220000	190000	160000	160000	170000	170000	110000				
131			2 No Kala Pathar	NH (wtihin 100 mtrs)															236.09%		
				Near NH (Outside 100 mtrs)																	
				Near PWD (Within 100Mtrs)	550000	480000	450000	420000	320000	290000	260000	230000	200000	170000	170000	180000	180000	120000			
				Near PWD (Outside 100 mtrs)	500000	470000	440000	410000	310000	280000	250000	220000	190000	160000	160000	170000	170000	110000			
132				Kakojan Sonari	NH (wtihin 100 mtrs)															236.09%	
					Near NH (Outside 100 mtrs)																
					Near PWD (Within 100Mtrs)	550000	480000	450000	420000	320000	290000	260000	230000	200000	170000	170000	180000	180000	120000		
					Near PWD (Outside 100 mtrs)	500000	470000	440000	410000	310000	280000	250000	220000	190000	160000	160000	170000	170000	110000		

  
Deputy Commissioner  
Tinsukia


  
Addl. Deputy Commissioner (Rev.)  
Tinsukia

  
Circle Officer  
Doomdooma Revenue Circle  
Doomdooma

ZONAL VALUE OF DOOMDOOMA REVENUE CIRCLE																			
Sl No	Mouza	Name of the Village	Land site	Industry	Trade Site			Basti Land			Other land(Including Agriculture land)							Average Increase %	
					1st Class	2nd Class	3rd Class	1st Class	2nd Class	3rd Class	Bhal Bari	Bari	Hali toli	Lahi Toli	Foring	B. Faring	Jalduba		
133		1 No Megela	NH (wtihin 100 mtrs)															236.09%	
			Near NH (Outside 100 mtrs)																
			Near PWD (Within 100Mtrs)	550000	480000	450000	420000	320000	290000	260000	230000	200000	170000	170000	180000	180000	120000		
			Near PWD (Outside 100 mtrs)	500000	470000	440000	410000	310000	280000	250000	220000	190000	160000	160000	170000	170000	110000		
134		Khowang	NH (wtihin 100 mtrs)															312.09%	
			Near NH (Outside 100 mtrs)																
			Near PWD (Within 100Mtrs)	600000	510000	480000	460000	445000	430000	425000	380000	350000	220000	220000	250000	280000	180000		
			Near PWD (Outside 100 mtrs)	500000	490000	470000	450000	435000	425000	400000	360000	330000	200000	220000	230000	260000	170000		
135		Khowang TE	NH (wtihin 100 mtrs)	1200000	650000	560000	540000	470000	400000	380000	370000	340000	220000	220000	240000	260000	170000		
			Near NH (Outside 100 mtrs)	1100000	600000	540000	530000	440000	380000	370000	350000	320000	210000	210000	230000	240000	170000		
			Near PWD (Within 100Mtrs)	1050000	580000	530000	520000	420000	370000	360000	330000	300000	200000	200000	220000	230000	170000		
			Near PWD (Outside 100 mtrs)	1000000	560000	530000	500000	400000	360000	350000	300000	280000	200000	200000	210000	220000	170000		

  
Deputy Commissioner  
Tinsukia

  
Addl. Deputy Commissioner (Rev.)  
Tinsukia

  
Circle Officer  
Doomdooma Revenue Circle  
Doomdooma



ZONAL VALUE OF DOOMDOOMA REVENUE CIRCLE																				
SI No	Mouza	Name of the Village	Land site	Industry	Trade Site			Basti Land			Other land(Including Agriculture land)							Average Increase %		
					1st Class	2nd Class	3rd Class	1st Class	2nd Class	3rd Class	Bhal Bari	Bari	Hali toli	Lahi Toli	Foring	B. Faring	Jalduba			
136	Saikhowa	Kowang 105 FS TE	NH (wtihin 100 mtrs)	1000000	650000	560000	540000	470000	400000	380000	370000	340000	220000	220000	240000	260000	180000	295.76%		
			Near NH (Outside 100 mtrs)	90000	600000	540000	530000	440000	380000	370000	350000	320000	210000	210000	230000	240000	170000			
			Near PWD (Within 100Mtrs)	800000	580000	530000	520000	420000	370000	360000	330000	300000	200000	200000	220000	230000	170000			
			Near PWD (Outside 100 mtrs)	750000	560000	525000	500000	400000	360000	350000	300000	280000	200000	200000	210000	220000	170000			
137		Saikhowa	Khowang 21 NLR TE	NH (wtihin 100 mtrs)														295.76%		
				Near NH (Outside 100 mtrs)																
				Near PWD (Within 100Mtrs)	720000	580000	540000	520000	425000	380000	360000	340000	280000	180000	180000	210000	240000		160000	
				Near PWD (Outside 100 mtrs)	700000	560000	530000	500000	400000	370000	350000	300000	270000	170000	170000	200000	220000		150000	
138			Saikhowa	Khowang 51 NLR (Laina TE)	NH (wtihin 100 mtrs)														295.76%	
					Near NH (Outside 100 mtrs)															
					Near PWD (Within 100Mtrs)	720000	580000	540000	520000	425000	380000	360000	340000	280000	180000	180000	210000	240000		160000
					Near PWD (Outside 100 mtrs)	700000	560000	530000	500000	400000	370000	350000	300000	270000	170000	170000	200000	220000		150000

  
Deputy Commissioner  
Tinsukia


  
Addl. Deputy Commissioner (Rev.)  
Tinsukia

  
Circle Officer  
Doomdooma Revenue Circle  
Doomdooma

ZONAL VALUE OF DOOMDOOMA REVENUE CIRCLE																		Average Increase %		
Sl No	Mouza	Name of the Village	Land site	Industry	Trade Site			Basti Land			Other land(Including Agriculture land)									
					1st Class	2nd Class	3rd Class	1st Class	2nd Class	3rd Class	Bhal Bari	Bari	Hali toli	Lahi Toli	Foring	B. Faring	Jalduba			
139		No 1 Tamuli	NH (wtihin 100 mtrs)															340.29%		
			Near NH (Outside 100 mtrs)																	
			Near PWD (Within 100Mtrs)	570000	460000	440000	420000	400000	370000	350000	300000	250000	160000	160000	180000	200000	130000			
			Near PWD (Outside 100 mtrs)	550000	450000	430000	410000	390000	360000	320000	270000	220000	150000	150000	170000	190000	125000			
140			No 2 Tamuli	NH (wtihin 100 mtrs)															340.29%	
				Near NH (Outside 100 mtrs)																
				Near PWD (Within 100Mtrs)	550000	460000	440000	420000	400000	370000	340000	290000	210000	160000	160000	180000	200000	130000		
				Near PWD (Outside 100 mtrs)	530000	450000	430000	410000	390000	360000	320000	270000	200000	150000	150000	170000	190000	125000		
141				Samguri	NH (wtihin 100 mtrs)															218.61%
					Near NH (Outside 100 mtrs)															
					Near PWD (Within 100Mtrs)	550000	460000	440000	420000	400000	370000	340000	290000	210000	160000	160000	180000	200000	130000	
					Near PWD (Outside 100 mtrs)	530000	450000	430000	410000	390000	360000	320000	270000	200000	150000	150000	170000	190000	125000	

  
Deputy Commissioner  
Tinsukia


  
Addl. Deputy Commissioner (Rev.)  
Tinsukia

  
Circle Officer  
Doomdooma Revenue  
Doomdooma

ZONAL VALUE OF DOOMDOOMA REVENUE CIRCLE																		Average Increase %
Sl No	Mouza	Name of the Village	Land site	Industry	Trade Site			Basti Land			Other land(Including Agriculture land)							
					1st Class	2nd Class	3rd Class	1st Class	2nd Class	3rd Class	Bhal Bari	Bari	Hali toli	Lahi Toli	Foring	B. Faring	Jalduba	
142		Tipuk TE 102 FS	NH (wtihin 100 mtrs)	2500000	2400000	2300000	2200000	1600000	1500000	1400000	1300000	1300000	1100000	1100000	1500000	1500000	100000	519.90%
			Near NH (Outside 100 mtrs)	2400000	2300000	2200000	2100000	1500000	1400000	1300000	1200000	1200000	1000000	1000000	1400000	1400000	90000	
			Near PWD (Within 100Mtrs)	2300000	2200000	2100000	2000000	1400000	1300000	1200000	1100000	1100000	900000	900000	1000000	1000000	90000	
			Near PWD (Outside 100 mtrs)	2200000	2100000	2000000	1900000	1300000	1200000	1100000	1000000	1000000	800000	800000	900000	900000	90000	
143		Talap 100/158	NH (wtihin 100 mtrs)														519.90%	
			Near NH (Outside 100 mtrs)															
			Near PWD (Within 100Mtrs)	700000	600000	500000	400000	200000	190000	180000	170000	170000	120000	120000	150000	150000		90000
			Near PWD (Outside 100 mtrs)	600000	500000	400000	300000	190000	180000	170000	160000	160000	110000	110000	140000	140000		90000
144		Dangori 130 FS	NH (wtihin 100 mtrs)															
			Near NH (Outside 100 mtrs)															
			Near PWD (Within 100Mtrs)	700000	600000	500000	400000	200000	190000	180000	170000	170000	120000	120000	150000	150000		90000
			Near PWD (Outside 100 mtrs)	600000	500000	400000	300000	190000	180000	170000	160000	160000	110000	110000	140000	140000		90000

  
Deputy Commissioner  
Tinsukia


  
Addl. Deputy Commissioner (Rev.)  
Tinsukia

  
Circle Officer  
Doomdooma Revenue Circle  
Doomdooma

ZONAL VALUE OF DOOMDOOMA REVENUE CIRCLE																		
Sl No	Mouza	Name of the Village	Land site	Industry	Trade Site			Basti Land			Other land(Including Agriculture land)							Average Increase %
					1st Class	2nd Class	3rd Class	1st Class	2nd Class	3rd Class	Bhal Bari	Bari	Hali toli	Lahi Toli	Foring	B. Faring	Jalduba	
145	Saikhowa	Dangori 131	NH (wtihin 100 mtrs)	2500000	2400000	2300000	2200000	1600000	1500000	1400000	1300000	1300000	1100000	1100000	1500000	1500000	100000	1931.68%
			Near NH (Outside 100 mtrs)	2400000	2300000	2200000	2100000	1500000	1400000	1300000	1200000	1200000	1000000	1000000	1400000	1400000	90000	
			Near PWD (Within 100Mtrs)	700000	600000	500000	400000	200000	190000	180000	170000	170000	120000	120000	150000	150000	90000	
			Near PWD (Outside 100 mtrs)	600000	500000	400000	300000	190000	180000	170000	160000	160000	110000	110000	140000	140000	90000	
146	Saikhowa	No 1 Upar Talap	NH (wtihin 100 mtrs)	2500000	2400000	2300000	2200000	1600000	1500000	1400000	1300000	1300000	1100000	1100000	1500000	1500000	100000	1931.68%
			Near NH (Outside 100 mtrs)	2400000	2300000	2200000	2100000	1500000	1400000	1300000	1200000	1200000	1000000	1000000	1400000	1400000	90000	
			Near PWD (Within 100Mtrs)	700000	600000	500000	400000	200000	190000	180000	170000	170000	120000	120000	150000	150000	90000	
			Near PWD (Outside 100 mtrs)	600000	500000	400000	300000	190000	180000	170000	160000	160000	110000	110000	140000	140000	90000	
147	Saikhowa	No 2 Upar Talap	NH (wtihin 100 mtrs)														183.86%	
			Near NH (Outside 100 mtrs)															
			Near PWD (Within 100Mtrs)	700000	600000	500000	400000	200000	190000	180000	170000	170000	120000	120000	150000	150000		90000
			Near PWD (Outside 100 mtrs)	600000	500000	400000	300000	190000	180000	170000	160000	160000	110000	110000	140000	140000		90000

  
Deputy Commissioner  
Tinsukia


  
Addl. Deputy Commissioner (Rev.)  
Tinsukia

  
Circle Officer  
Doomdooma Revenue Circle  
Doomdooma

ZONAL VALUE OF DOOMDOOMA REVENUE CIRCLE																		Average Increase %	
Sl No	Mouza	Name of the Village	Land site	Industry	Trade Site			Basti Land			Other land(Including Agriculture land)								
					1st Class	2nd Class	3rd Class	1st Class	2nd Class	3rd Class	Bhal Bari	Bari	Hali toli	Lahi Toli	Foring	B. Faring	Jalduba		
148		Tipuk TE 102 (A)	NH (wtihin 100 mtrs)	2500000	2400000	2300000	2200000	1600000	1500000	1400000	1300000	1300000	1100000	1100000	1500000	1500000	100000		
			Near NH (Outside 100 mtrs)	2400000	2300000	2200000	2100000	1500000	1400000	1300000	1200000	1200000	1000000	1000000	1400000	1400000	90000		
			Near PWD (Within 100Mtrs)	700000	600000	500000	400000	200000	190000	180000	170000	170000	120000	120000	150000	150000	90000		
			Near PWD (Outside 100 mtrs)	600000	500000	400000	300000	190000	180000	170000	160000	160000	110000	110000	140000	140000	90000		
149		SADASHIVA 14/18/ NLR	NH (wtihin 100 mtrs)																
			Near NH (Outside 100 mtrs)																
			Near PWD (Within 100Mtrs)		1000000	800000	600000	400000	3500000	300000	3250000	325000	250000	250000	275000	275000	200000		
			Near PWD (Outside 100 mtrs)		700000	500000	450000	375000	350000	275000	300000	300000	200000	200000	250000	250000	200000		
150		SADASHIVA 36/133	NH (wtihin 100 mtrs)																
			Near NH (Outside 100 mtrs)																
			Near PWD (Within 100Mtrs)		700000	600000	500000	400000	350000	300000	325000	325000	225000	225000	250000	250000	200000		
			Near PWD (Outside 100 mtrs)		500000	450000	400000	350000	325000	300000	310000	310000	200000	200000	225000	225000	175000		

  
Deputy Commissioner  
Tinsukia

  
Addl. Deputy Commissioner (Rev.)  
Tinsukia

  
Circle Officer  
Doomdooma Revenue Circle  
Doomdooma

ZONAL VALUE OF DOOMDOOMA REVENUE CIRCLE																		Average Increase %
SI No	Mouza	Name of the Village	Land site	Industry	Trade Site			Basti Land			Other land(Including Agriculture land)							
					1st Class	2nd Class	3rd Class	1st Class	2nd Class	3rd Class	Bhal Bari	Bari	Hali toli	Lahi Toli	Foring	B. Faring	Jalduba	
151		DHANJAN TE	NH (wtihin 100 mtrs)															
			Near NH (Outside 100 mtrs)															
			Near PWD (Within 100Mtrs)	700000	600000	550000	325000	300000	275000	275000	250000	225000	225000	280000	280000	150000		
			Near PWD (Outside 100 mtrs)	600000	550000	500000	310000	300000	240000	250000	250000	210000	210000	150000	250000	100000		
152		HATIKHOWA	NH (wtihin 100 mtrs)															
			Near NH (Outside 100 mtrs)															
			Near PWD (Within 100Mtrs)	800000	700000	550000	500000	450000	400000	300000	300000	250000	250000	300000	300000	250000		
			Near PWD (Outside 100 mtrs)	600000	500000	450000	450000	400000	350000	275000	275000	250000	250000	300000	300000	200000		
153		HAPMARI	NH (wtihin 100 mtrs)															
			Near NH (Outside 100 mtrs)															
			Near PWD (Within 100Mtrs)	800000	700000	550000	500000	450000	400000	300000	300000	250000	250000	300000	300000	250000		
			Near PWD (Outside 100 mtrs)	600000	500000	450000	450000	400000	350000	275000	275000	250000	250000	300000	300000	200000		

648.06%

  
Deputy Commissioner  
Tinsukia

  
Addl. Deputy Commissioner (Rev.)  
Tinsukia

  
Circle Officer  
Doomdooma Revenue Circle  
Doomdooma

ZONAL VALUE OF DOOMDOOMA REVENUE CIRCLE																	Average Increase %	
Sl No	Mouza	Name of the Village	Land site	Industry	Trade Site			Basti Land			Other land(Including Agriculture land)							
					1st Class	2nd Class	3rd Class	1st Class	2nd Class	3rd Class	Bhal Bari	Bari	Hali toli	Lahi Toli	Foring	B. Faring		Jalduba
154		SADASIVA TE	NH (wtihin 100 mtrs)															
			Near NH (Outside 100 mtrs)															
			Near PWD (Within 100Mtrs)	1200000	1000000	900000	600000	500000	450000	400000	400000	300000	300000	350000	350000	250000		
			Near PWD (Outside 100 mtrs)	1000000	800000	600000	500000	400000	350000	300000	300000	250000	250000	300000	300000	200000		
155		NINGSHI GAON	NH (wtihin 100 mtrs)															
			Near NH (Outside 100 mtrs)															
			Near PWD (Within 100Mtrs)	1000000	900000	800000	600000	500000	400000	450000	450000	300000	300000	350000	350000	200000		
			Near PWD (Outside 100 mtrs)	900000	800000	700000	550000	500000	350000	400000	400000	300000	300000	350000	350000	200000		
156		NEPALI CHIRING	NH (wtihin 100 mtrs)															
			Near NH (Outside 100 mtrs)															
			Near PWD (Within 100Mtrs)	600000	550000	500000	500000	450000	400000	350000	350000	300000	300000	375000	375000	200000		
			Near PWD (Outside 100 mtrs)	500000	375000	300000	350000	300000	250000	300000	275000	250000	250000	300000	300000	200000		

  
Deputy Commissioner  
Tinsukia

  
Addl. Deputy Commissioner (Rev.)  
Tinsukia

  
Circle Officer  
Doomdooma Revenue Circle  
Doomdooma

ZONAL VALUE OF DOOMDOOMA REVENUE CIRCLE																		Average Increase %	
Sl No	Mouza	Name of the Village	Land site	Industry	Trade Site			Basti Land			Other land(Including Agriculture land)								
					1st Class	2nd Class	3rd Class	1st Class	2nd Class	3rd Class	Bhal Bari	Bari	Hali toli	Lahi Toli	Foring	B. Faring	Jalduba		
157		PHULBARI HABI	NH (wtihin 100 mtrs)															484.53%	
			Near NH (Outside 100 mtrs)																
			Near PWD (Within 100Mtrs)	450000	350000	300000	300000	275000	225000	275000	275000	225000	225000	250000	250000	200000			
			Near PWD (Outside 100 mtrs)	400000	300000	275000	275000	255000	200000	250000	250000	200000	200000	225000	225000	200000			
158		LAINA	NH (wtihin 100 mtrs)															853.34%	
			Near NH (Outside 100 mtrs)																
			Near PWD (Within 100Mtrs)	1300000	1100000	900000	600000	550000	500000	450000	450000	375000	375000	400000	400000	250000			
			Near PWD (Outside 100 mtrs)	900000	700000	600000	500000	470000	450000	425000	425000	350000	350000	375000	375000	200000			
159		DHOLLA GAON	NH (wtihin 100 mtrs)															418.74%	
			Near NH (Outside 100 mtrs)	1500000	1200000	1000000	900000	750000	550000	650000	550000	400000	400000	450000	450000	300000			
			Near PWD (Within 100Mtrs)	1300000	1100000	900000	800000	650000	500000	600000	500000	450000	450000	400000	400000	300000			
			Near PWD (Outside 100 mtrs)	1200000	900000	700000	700000	600000	500000	550000	550000	550000	350000	400000	400000	275000			

  
Deputy Commissioner  
Tinsukia

  
Addl. Deputy Commissioner (Rev.)  
Tinsukia

  
Circle Officer  
Doomdooma Revenue Circle  
Doomdooma




ZONAL VALUE OF DOOMDOOMA REVENUE CIRCLE

Sl No	Mouza	Name of the Village	Land site	Industry	Trade Site			Basti Land			Other land(Including Agriculture land)						Average Increase %	
					1st Class	2nd Class	3rd Class	1st Class	2nd Class	3rd Class	Bhal Bari	Bari	Hali toli	Lahi Toli	Foring	B. Faring		Jalduba
160		KHALOI GAON	NH (wtihin 100 mtrs)		1800000	1600000	1400000	1000000	900000	800000	700000	600000	500000	500000	550000	550000	350000	454.87%
			Near NH (Outside 100 mtrs)		1600000	1400000	1200000	1000000	800000	600000	650000	600000	500000	500000	550000	550000	350000	
			Near PWD (Within 100Mtrs)	2000000	1300000	1200000	1000000	800000	700000	600000	650000	600000	450000	450000	400000	400000	300000	
			Near PWD (Outside 100 mtrs)		1200000	1100000	900000	700000	600000	500000	550000	500000	400000	400000	450000	450000	350000	
161		AHOM GAON	NH (wtihin 100 mtrs)	2500000	1800000	1600000	1500000	1000000	900000	800000	700000	650000	500000	500000	550000	550000	350000	400.50%
			Near NH (Outside 100 mtrs)		1600000	1400000	1200000	900000	800000	700000	600000	600000	450000	450000	400000	400000	300000	
			Near PWD (Within 100Mtrs)		1300000	1200000	1000000	800000	700000	600000	550000	550000	400000	400000	450000	450000	275000	
			Near PWD (Outside 100 mtrs)		1200000	1100000	900000	700000	600000	500000	450000	350000	300000	300000	400000	400000	250000	
162		NO 1 AJUKHA	NH (wtihin 100 mtrs)															
			Near NH (Outside 100 mtrs)															
			Near PWD (Within 100Mtrs)		450000	350000	300000	300000	275000	225000	275000	275000	225000	225000	250000	250000		200000
			Near PWD (Outside 100 mtrs)		400000	300000	275000	275000	255000	200000	250000	250000	200000	200000	225000	225000		200000

  
Deputy Commissioner  
Tinsukia

  
Addl. Deputy Commissioner (Rev.)  
Tinsukia

  
Circle Officer  
Doomdooma Revenue Circle  
Doomdooma

ZONAL VALUE OF DOOMDOOMA REVENUE CIRCLE																		
Sl No	Mouza	Name of the Village	Land site	Industry	Trade Site			Basti Land			Other land(Including Agriculture land)						Average Increase %	
					1st Class	2nd Class	3rd Class	1st Class	2nd Class	3rd Class	Bhal Bari	Bari	Hali toli	Lahi Toli	Foring	B. Faring		Jalduba
163		NO 2 AJUKHA	NH (wtihin 100 mtrs)															
			Near NH (Outside 100 mtrs)															
			Near PWD (Within 100Mtrs)	450000	350000	300000	300000	275000	225000	275000	275000	225000	225000	250000	250000	200000		
			Near PWD (Outside 100 mtrs)	400000	300000	275000	275000	255000	200000	250000	250000	200000	200000	225000	225000	200000		
164		NO 1 BHEREKA	NH (wtihin 100 mtrs)															
			Near NH (Outside 100 mtrs)															
			Near PWD (Within 100Mtrs)	450000	350000	300000	300000	275000	225000	275000	275000	225000	225000	250000	250000	200000		
			Near PWD (Outside 100 mtrs)	400000	300000	275000	275000	255000	200000	250000	250000	200000	200000	225000	225000	200000		
165		NO 2 BHEREKA	NH (wtihin 100 mtrs)															
			Near NH (Outside 100 mtrs)															
			Near PWD (Within 100Mtrs)	450000	350000	300000	300000	275000	225000	275000	275000	225000	225000	250000	250000	200000		
			Near PWD (Outside 100 mtrs)	400000	300000	275000	275000	255000	200000	250000	250000	200000	200000	225000	225000	200000		

  
Deputy Commissioner  
Tinsukia


  
Addl. Deputy Commissioner (Rev.)  
Tinsukia

  
Circle Officer  
Doomdooma Revenue Circle  
Doomdooma

ZONAL VALUE OF DOOMDOOMA REVENUE CIRCLE																	Average Increase %	
Sl No	Mouza	Name of the Village	Land site	Industry	Trade Site			Basti Land			Other land(Including Agriculture land)							
					1st Class	2nd Class	3rd Class	1st Class	2nd Class	3rd Class	Bhal Bari	Bari	Hali toli	Lahi Toli	Foring	B. Faring		Jalduba
166		PHULBARI NC	NH (wtihin 100 mtrs)															
			Near NH (Outside 100 mtrs)															
			Near PWD (Within 100Mtrs)	450000	350000	300000	300000	275000	225000	275000	275000	225000	225000	250000	250000	200000		
			Near PWD (Outside 100 mtrs)	400000	300000	275000	275000	255000	200000	250000	250000	200000	200000	225000	225000	200000		
167		NO 2 LAWPATI	NH (wtihin 100 mtrs)															
			Near NH (Outside 100 mtrs)															
			Near PWD (Within 100Mtrs)	450000	350000	300000	300000	275000	225000	275000	275000	225000	225000	250000	250000	200000		
			Near PWD (Outside 100 mtrs)	400000	300000	275000	275000	255000	200000	250000	250000	200000	200000	225000	225000	200000		
168		KOILASHPUR	NH (wtihin 100 mtrs)															
			Near NH (Outside 100 mtrs)															
			Near PWD (Within 100Mtrs)	450000	350000	300000	300000	275000	225000	275000	275000	225000	225000	250000	250000	200000		
			Near PWD (Outside 100 mtrs)	400000	300000	275000	275000	255000	200000	250000	250000	200000	200000	225000	225000	200000		

  
Deputy Commissioner  
Tinsukia

  
Addl. Deputy Commissioner (Rev.)  
Tinsukia

  
Circle Officer  
Doomdooma Revenue Circle  
Doomdooma

ZONAL VALUE OF DOOMDOOMA REVENUE CIRCLE																		
SI No	Mouza	Name of the Village	Land site	Industry	Trade Site			Basti Land			Other land(Including Agriculture land)						Average Increase %	
					1st Class	2nd Class	3rd Class	1st Class	2nd Class	3rd Class	Bhal Bari	Bari	Hali toli	Lahi Toli	Foring	B. Faring		Jalduba
169		NO 3 AJUKHA NC	NH (wtihin 100 mtrs)															
			Near NH (Outside 100 mtrs)															
			Near PWD (Within 100Mtrs)		450000	350000	300000	300000	275000	225000	275000	275000	225000	225000	250000	250000	200000	
			Near PWD (Outside 100 mtrs)		400000	300000	275000	275000	255000	200000	250000	250000	200000	200000	225000	225000	200000	
170		No 4 Borali NC	NH (wtihin 100 mtrs)															
			Near NH (Outside 100 mtrs)															
			Near PWD (Within 100Mtrs)	250000	220000	210000	200000	160000	150000	140000	130000	120000	110000	110000	130000	130000	105000	
			Near PWD (Outside 100 mtrs)	230000	210000	200000	180000	150000	140000	1350000	120000	110000	100000	100000	120000	120000	100000	
171		LIKHRONG NC	NH (wtihin 100 mtrs)															
			Near NH (Outside 100 mtrs)															
			Near PWD (Within 100Mtrs)	250000	220000	210000	200000	160000	150000	140000	130000	120000	110000	110000	130000	130000	105000	
			Near PWD (Outside 100 mtrs)	230000	210000	200000	180000	150000	140000	1350000	120000	110000	100000	100000	120000	120000	100000	

  
Deputy Commissioner  
Tinsukia

  
Addl. Deputy Commissioner (Rev.)  
Tinsukia

  
Circle Officer  
Doomdooma Revenue Circle  
Doomdooma

ZONAL VALUE OF DOOMDOOMA REVENUE CIRCLE

Sl No	Mouza	Name of the Village	Land site	Industry	Trade Site			Basti Land			Other land(Including Agriculture land)						Average Increase %		
					1st Class	2nd Class	3rd Class	1st Class	2nd Class	3rd Class	Bhal Bari	Bari	Hali toli	Lahi Toli	Foring	B. Faring		Jalduba	
172		HAKHATI PATHER NC	NH (wtihin 100 mtrs)																
			Near NH (Outside 100 mtrs)																
			Near PWD (Within 100Mtrs)	250000	220000	210000	200000	160000	150000	140000	130000	120000	110000	110000	130000	130000	105000		
			Near PWD (Outside 100 mtrs)	230000	210000	200000	180000	150000	140000	1350000	120000	110000	100000	100000	120000	120000	100000		
173		NO 4 BORDIRAK NC	NH (wtihin 100 mtrs)																
			Near NH (Outside 100 mtrs)																
			Near PWD (Within 100Mtrs)	250000	220000	210000	200000	160000	150000	140000	130000	120000	110000	110000	130000	130000	105000		
			Near PWD (Outside 100 mtrs)	230000	210000	200000	180000	150000	140000	1350000	120000	110000	100000	100000	120000	120000	100000		
174		BORSAKOLI NC	NH (wtihin 100 mtrs)																
			Near NH (Outside 100 mtrs)																
			Near PWD (Within 100Mtrs)	250000	220000	210000	200000	160000	150000	140000	130000	120000	110000	110000	130000	130000	105000		
			Near PWD (Outside 100 mtrs)	230000	210000	200000	180000	150000	140000	1350000	120000	110000	100000	100000	120000	120000	100000		

  
Deputy Commissioner  
Tinsukia

  
Addl. Deputy Commissioner (Rev.)  
Tinsukia

  
Circle Officer  
Doomdooma Revenue Circle  
Doomdooma

ZONAL VALUE OF DOOMDOOMA REVENUE CIRCLE

Sl No.	Mouza	Name of the Village	Land site	Industry	Trade Site			Basti Land			Other land(Including Agriculture land)						Average Increase %	
					1st Class	2nd Class	3rd Class	1st Class	2nd Class	3rd Class	Bhal Bari	Bari	Sali toli	Lahi Toli	Faring	B. Faring		Jalduba
1		Bormura Miri Pathar	NH (wtihin 100 mtrs)		1700000	1500000	1300000	800000	700000	600000	700000	650000	400000	400000	500000	500000	390000	442.36%
			Near NH (Outside 100 mtrs)		1600000	1400000	1200000	780000	680000	580000	680000	630000	380000	380000	480000	480000	370000	
			Near PWD (Within 100Mtrs)		1500000	1300000	1100000	760000	640000	560000	660000	610000	370000	370000	480000	480000	370000	
			Near PWD (Outside 100 mtrs)		1450000	1250000	1050000	740000	620000	540000	640000	590000	350000	350000	450000	450000	360000	
2		Bormura	NH (wtihin 100 mtrs)		1700000	1500000	1300000	800000	700000	600000	700000	650000	400000	400000	500000	500000	370000	557.83%
			Near NH (Outside 100 mtrs)		1600000	1400000	1200000	780000	680000	580000	680000	630000	380000	380000	480000	480000	370000	
			Near PWD (Within 100Mtrs)		1500000	1300000	1100000	760000	640000	560000	660000	610000	370000	370000	480000	480000	370000	
			Near PWD (Outside 100 mtrs)		1450000	1250000	1050000	740000	620000	540000	640000	590000	350000	350000	450000	450000	370000	
3		Miri Gaon	NH (wtihin 100 mtrs)		1700000	1500000	1300000	800000	700000	600000	700000	650000	400000	400000	500000	500000	370000	435.23%
			Near NH (Outside 100 mtrs)		1600000	1400000	1200000	780000	680000	580000	680000	630000	380000	380000	480000	480000	370000	
			Near PWD (Within 100Mtrs)		1500000	1300000	1100000	760000	640000	560000	660000	610000	370000	370000	480000	480000	370000	
			Near PWD (Outside 100 mtrs)		1450000	1250000	1050000	740000	620000	540000	640000	590000	350000	350000	450000	450000	370000	
4		Lafang Kula	NH (wtihin 100 mtrs)		1700000	1500000	1300000	750000	700000	600000	700000	650000	390000	390000	450000	450000	350000	1145.50%
			Near NH (Outside 100 mtrs)		1600000	1400000	1200000	730000	680000	600000	680000	630000	380000	380000	430000	430000	330000	
			Near PWD (Within 100Mtrs)		1100000	1000000	900000	710000	640000	560000	660000	610000	370000	370000	400000	400000	330000	
			Near PWD (Outside 100 mtrs)		1050000	950000	930000	700000	610000	550000	640000	590000	350000	350000	380000	380000	330000	
			NH (wtihin 100 mtrs)				680000	590000	540000	610000	570000	350000	350000	360000	360000	320000		

Deputy Commissioner  
Tinsukia

20/3/22  
Addl. Deputy Commissioner (Rev.)  
Tinsukia

Circle Officer  
Doomdooma Revenue Circle  
Doomdooma

**Zonal Valuation of Land**  
Effective from 01-08-2022

Sl No.	Mouza	Name of the Village	Land site	Industry	Trade Site			Basti Land			Other land(Including Agriculture land)							Average Increase %		
					1st Class	2nd Class	3rd Class	1st Class	2nd Class	3rd Class	Bhal Bari	Bari	Sali toli	Lahi Toli	Faring	B. Faring	Jalduba			
5	SADIYA (S.B)	Khutpathar	Near NH (Outside 100 mtrs)				600000	570000	520000	590000	550000	350000	350000	360000	360000	320000	1223.17%			
			Near PWD (Within 100Mtrs)				650000	580000	520000	600000	550000	330000	330000	350000	350000	300000				
			Near PWD (Outside 100 mtrs)				600000	560000	500000	580000	520000	330000	330000	350000	350000	300000				
6		SADIYA (S.B)	Saikhowa	NH (within 100 mtrs)				650000	570000	520000	570000	500000	330000	330000	350000	350000	300000	1093.91%		
				Near NH (Outside 100 mtrs)				590000	550000	500000	550000	480000	320000	320000	350000	350000	300000			
				Near PWD (Within 100Mtrs)				590000	550000	500000	500000	450000	300000	300000	350000	350000				
				Near PWD (Outside 100 mtrs)				580000	500000	490000	490000	400000	300000	300000	350000	350000	300000			
7			SADIYA (S.B)	No 1 Dhola Bagan	NH (within 100 mtrs)		1700000	1500000	1300000	800000	700000	600000	700000	650000	400000	400000	500000	500000	390000	543.62%
					Near NH (Outside 100 mtrs)		1600000	1400000	1200000	780000	680000	580000	680000	630000	380000	380000	480000	480000	3720000	
					Near PWD (Within 100Mtrs)		1500000	1300000	1100000	760000	640000	560000	660000	610000	370000	370000	480000	480000	370000	
					Near PWD (Outside 100 mtrs)		1450000	1250000	1050000	740000	620000	540000	640000	590000	350000	350000	450000	450000	360000	
8				SADIYA (S.B)	No 2 Dhola Bagan	NH (within 100 mtrs)														1604.70%
	Near NH (Outside 100 mtrs)																			
	Near PWD (Within 100Mtrs)												500000	480000	350000	350000	420000	420000	300000	
	Near PWD (Outside 100 mtrs)												480000	460000	350000	350000	400000	400000	280000	
	SADIYA (S.B)	g Khai			NH (within 100 mtrs)		1500000	1400000	1300000	750000	700000	600000	650000	600000	350000	350000	380000	380000	300000	
					Near NH (Outside 100 mtrs)		1400000	1300000	1200000	700000	680000	580000	630000	580000	330000	330000	350000	350000	300000	

*[Signature]*  
Deputy Commissioner  
Tinsukia

*[Signature]*  
Addl. Deputy Commissioner (Rev.)  
Tinsukia


*[Signature]*  
Circle Officer  
Doomdooma Revenue Circle  
Doomdooma

Zonal Valuation of Land  
Effective from 01-08-2022  
Average Increase %

Sl No.	Mouza	Name of the Village	Land site	Industry	Trade Site			Basti Land			Other land(Including Agriculture land)							Average Increase %
					1st Class	2nd Class	3rd Class	1st Class	2nd Class	3rd Class	Bhal Bari	Bari	Sali toli	Lahi Toli	Faring	B. Faring	Jalduba	
9		Bhowani	Near PWD (Within 100Mtrs)		1000000	980000	950000	680000	660000	560000	600000	580000	330000	330000	350000	350000	300000	2275%
			Near PWD (Outside 100 mtrs)		900000	880000	860000	660000	620000	540000	580000	480000	330000	330000	350000	350000	300000	
10		No 1 Kopahtoli	NH (wtihin 100 mtrs)		1000000	900000	800000	750000	725000	675000	600000	550000	400000	400000	450000	450000	300000	1223%
			Near NH (Outside 100 mtrs)		875000	775000	650000	700000	650000	600000	500000	475000	320000	320000	350000	350000	275000	
			Near PWD (Within 100Mtrs)		700000	650000	600000	600000	550000	500000	400000	380000	2750000	2750000	295000	295000	210000	
			Near PWD (Outside 100 mtrs)		550000	500000	480000	500000	450000	380000	390000	325000	250000	250000	200000	200000	190000	
11		No 2 Kopahtoli	NH (wtihin 100 mtrs)		900000	800000	700000	675000	625000	600000	580000	550000	375000	375000	400000	400000	290000	
			Near NH (Outside 100 mtrs)		800000	750000	670000	710000	700000	690000	500000	450000	365000	365000	380000	380000	250000	
			Near PWD (Within 100Mtrs)		700000	625000	600000	580000	550000	490000	380000	350000	290000	290000	300000	300000	200000	
			Near PWD (Outside 100 mtrs)		500000	470000	350000	370000	350000	300000	340000	340000	250000	250000	275000	275000	190000	
12	Sadiya SB (LOT 3)	No 1 Gohain Gaon	NH (wtihin 100 mtrs)		800000	700000	600000	550000	520000	490000	550000	550000	300000	300000	350000	350000	270000	1227.40%
			Near NH (Outside 100 mtrs)		700000	600000	500000	480000	435000	410000	470000	470000	275000	275000	300000	300000	250000	
			Near PWD (Within 100Mtrs)		600000	500000	490000	550000	540000	430000	400000	365000	275000	275000	300000	300000	200000	
			Near PWD (Outside 100 mtrs)		450000	400000	380000	425000	410000	370000	390000	390000	200000	200000	270000	270000	150000	
13		Na Barmura	NH (wtihin 100 mtrs)		1700000	1600000	1500000	1200000	1100000	100000	900000	900000	700000	700000	750000	750000	300000	2086.60%
			Near NH (Outside 100 mtrs)		1500000	1300000	1200000	1000000	800000	700000	750000	700000	675000	675000	700000	700000	250000	
			Near PWD (Within 100Mtrs)		1300000	110000	900000	850000	775000	650000	700000	700000	650000	650000	675000	675000	225000	

  
Deputy Commissioner  
Tinsukia

  
Addl. Deputy Commissioner (Rev.)  
Tinsukia

  
Circle Officer  
Deomdama Revenue Circle  
Deomdama



Sl No.	Mouza	Name of the Village	Land site	Industry	Trade Site			Basti Land			Other land(Including Agriculture land)							Average Increase %		
					1st Class	2nd Class	3rd Class	1st Class	2nd Class	3rd Class	Bhal Bari	Bari	Sali toli	Lahi Toli	Faring	B. Faring	Jalduba			
14		No 2 Na Barmura	Near PWD (Outside 100 mtrs)		900000	800000	700000	700000	650000	600000	650000	650000	400000	400000	470000	470000	200000			
			NH (wtihin 100 mtrs)		1600000	1500000	140000	1000000	800000	700000	750000	750000	650000	650000	700000	700000	300000			
			Near NH (Outside 100 mtrs)		140000	1200000	1000000	800000	750000	675000	650000	650000	500000	500000	550000	550000	275000			
			Near PWD (Within 100Mtrs)		1200000	100000	800000	800000	725000	600000	625000	625000	400000	400000	450000	450000	250000			
15		No 3 Na Barmura	Near PWD (Outside 100 mtrs)		1000000	800000	600000	700000	600000	500000	550000	550000	300000	300000	350000	350000	200000			
			NH (wtihin 100 mtrs)		1000000	900000	800000	600000	500000	400000	450000	450000	300000	300000	325000	325000	200000			
			Near NH (Outside 100 mtrs)		800000	700000	600000	575000	475000	400000	425000	425000	275000	275000	300000	300000	175000			
			Near PWD (Within 100Mtrs)		700000	650000	575000	525000	450000	375000	400000	400000	225000	225000	275000	275000	150000			
16		Bokapathar Gaon	Near PWD (Outside 100 mtrs)		600000	570000	550000	510000	425000	350000	375000	350000	210000	210000	250000	250000	125000	1816.60%		
			NH (wtihin 100 mtrs)		1500000	1400000	1300000	700000	680000	640000	650000	600000	400000	400000	450000	450000	350000			
			Near NH (Outside 100 mtrs)		1400000	1300000	1200000	680000	660000	580000	630000	580000	380000	380000	430000	430000	330000			
			Near PWD (Within 100Mtrs)		1200000	1100000	1000000	660000	640000	620000	610000	570000	360000	360000	410000	410000	330000			
17		Bokapathar Khanda	Near PWD (Outside 100 mtrs)		1150000	1050000	950000	640000	620000	580000	590000	560000	350000	350000	400000	400000	330000	1816.60%		
			NH (wtihin 100 mtrs)		1500000	1400000	1300000	700000	680000	640000	650000	600000	400000	400000	450000	450000	350000			
			Near NH (Outside 100 mtrs)		1400000	1300000	1200000	680000	660000	580000	630000	580000	380000	380000	430000	430000	330000			
			Near PWD (Within 100Mtrs)		1200000	1100000	1000000	660000	640000	620000	610000	570000	360000	360000	410000	410000	330000			
			Near PWD (Outside 100 mtrs)		1150000	1050000	950000	640000	620000	580000	590000	560000	350000	350000	400000	400000	330000			

  
Deputy Commissioner  
Tinsukia

  
Addl. Deputy Commissioner (Rev.)  
Tinsukia

  
Circle Officer  
Doomdooma Revenue Circle  
Doomdooma

Sl No.	Mouza	Name of the Village	Land site	Industry	Trade Site			Basti Land			Other land(Including Agriculture land)							Average Increase %	
					1st Class	2nd Class	3rd Class	1st Class	2nd Class	3rd Class	Bhal Bari	Bari	Sali toli	Lahi Toli	Faring	B. Faring	Jalduba		
18	Sadiya SB (LOT 1)	Aaroimuriya	NH (wtihin 100 mtrs)															1816.60%	
			Near NH (Outside 100 mtrs)																
			Near PWD (Within 100Mtrs)	1200000	1100000	1000000	660000	640000	620000	610000	570000	360000	360000	410000	410000	330000			
			Near PWD (Outside 100 mtrs)	1150000	1050000	950000	640000	620000	580000	590000	560000	350000	350000	400000	400000	330000			
19		Ajukha	NH (wtihin 100 mtrs)																1877.70%
			Near NH (Outside 100 mtrs)																
			Near PWD (Within 100Mtrs)	1000000	950000	900000	600000	580000	560000	580000	540000	360000	360000	410000	410000	330000			
			Near PWD (Outside 100 mtrs)	950000	900000	850000	580000	560000	540000	560000	520000	350000	350000	400000	400000	330000			
20		Dighal Mechaki	NH (wtihin 100 mtrs)																1877.70%
			Near NH (Outside 100 mtrs)																
			Near PWD (Within 100Mtrs)	1000000	950000	900000	600000	580000	560000	580000	540000	360000	360000	410000	410000	330000			
			Near PWD (Outside 100 mtrs)	950000	900000	850000	580000	560000	540000	560000	520000	350000	350000	400000	400000	330000			
21		Puwali Pathar	NH (wtihin 100 mtrs)																
			Near NH (Outside 100 mtrs)																
			Near PWD (Within 100Mtrs)	1000000	950000	900000	600000	580000	560000	580000	540000	360000	360000	410000	410000	330000			
			Near PWD (Outside 100 mtrs)	950000	900000	850000	580000	560000	540000	560000	520000	350000	350000	400000	400000	330000			
			NH (wtihin 100 mtrs)																

  
Deputy Commissioner  
Tinsukia

  
Addl. Deputy Commissioner (Rev.)  
Tinsukia

  
Circle Officer  
Doomdooma Revenue Circle  
Doomdooma

SI No.	Mouza	Name of the Village	Land site	Industry	Trade Site			Basti Land			Other land(Including Agriculture land)							Average Increase %
					1st Class	2nd Class	3rd Class	1st Class	2nd Class	3rd Class	Bhal Bari	Bari	Sali toli	Lahi Toli	Faring	B. Faring	Jalduba	
22		Haluwa Pathar	Near NH (Outside 100 mtrs)															
			Near PWD (Within 100Mtrs)	1000000	950000	900000	600000	580000	560000	580000	540000	360000	360000	410000	410000	330000		
			Near PWD (Outside 100 mtrs)	950000	900000	850000	580000	560000	540000	560000	520000	350000	350000	400000	400000	330000		
23		Hahkhathi Nepali	NH (wtihin 100 mtrs)															
			Near NH (Outside 100 mtrs)															
			Near PWD (Within 100Mtrs)	1000000	950000	900000	600000	580000	560000	580000	540000	360000	360000	410000	410000	330000		
			Near PWD (Outside 100 mtrs)	950000	900000	850000	580000	560000	540000	560000	520000	350000	350000	400000	400000	330000		
24		Hahkhathi 1 No NLR	NH (wtihin 100 mtrs)															
			Near NH (Outside 100 mtrs)															
			Near PWD (Within 100Mtrs)	1000000	950000	900000	600000	580000	560000	580000	540000	360000	360000	410000	410000	330000		
			Near PWD (Outside 100 mtrs)	950000	900000	850000	580000	560000	540000	560000	520000	350000	350000	400000	400000	330000		
25		1 No Bishanimukh	NH (wtihin 100 mtrs)	1500000	1400000	1300000	700000	680000	640000	650000	600000	400000	400000	450000	450000	350000		
			Near NH (Outside 100 mtrs)	1400000	1300000	1200000	680000	660000	580000	630000	580000	380000	380000	430000	430000	330000		
			Near PWD (Within 100Mtrs)	1200000	1100000	1000000	660000	640000	620000	610000	570000	360000	360000	410000	410000	330000		
			Near PWD (Outside 100 mtrs)	1150000	1050000	950000	640000	620000	580000	590000	560000	350000	350000	400000	400000	330000		
		uli	NH (wtihin 100 mtrs)	900000	800000	700000	675000	625000	600000	580000	550000	375000	375000	400000	400000	290000		
			Near NH (Outside 100 mtrs)	800000	750000	670000	710000	700000	690000	500000	450000	365000	365000	380000	380000	250000		

  
Deputy Commissioner  
Tinsukia

  
Addl. Deputy Commissioner (Rev.)  
Tinsukia

  
Circle Officer  
Doomdcoma Revenue Circle  
Doomdcoma

Sl No.	Mouza	Name of the Village	Land site	Industry	Trade Site			Basti Land			Other land(Including Agriculture land)						Average Increase %	
					1st Class	2nd Class	3rd Class	1st Class	2nd Class	3rd Class	Bhal Bari	Bari	Sali toli	Lahi Toli	Faring	B. Faring		Jalduba
26		Hatighi	Near PWD (Within 100Mtrs)		700000	625000	600000	580000	550000	490000	380000	350000	290000	290000	300000	300000	200000	
			Near PWD (Outside 100 mtrs)		500000	470000	350000	370000	350000	300000	340000	340000	250000	250000	275000	275000	190000	
27		Goroimari	NH (wtihin 100 mtrs)		900000	800000	700000	675000	625000	600000	580000	550000	375000	375000	400000	400000	290000	
			Near NH (Outside 100 mtrs)		800000	750000	670000	710000	700000	690000	500000	450000	365000	365000	380000	380000	250000	
			Near PWD (Within 100Mtrs)		700000	625000	600000	580000	550000	490000	380000	350000	290000	290000	300000	300000	200000	
			Near PWD (Outside 100 mtrs)		500000	470000	350000	370000	350000	300000	340000	340000	250000	250000	275000	275000	190000	
28		Nawkota	NH (wtihin 100 mtrs)		900000	800000	700000	675000	625000	600000	580000	550000	375000	375000	400000	400000	290000	
			Near NH (Outside 100 mtrs)		800000	750000	670000	710000	700000	690000	500000	450000	365000	365000	380000	380000	250000	
			Near PWD (Within 100Mtrs)		700000	625000	600000	580000	550000	490000	380000	350000	290000	290000	300000	300000	200000	
			Near PWD (Outside 100 mtrs)		500000	470000	350000	370000	350000	300000	340000	340000	250000	250000	275000	275000	190000	
29		Phelai	NH (wtihin 100 mtrs)		900000	800000	700000	675000	625000	600000	580000	550000	375000	375000	400000	400000	290000	
			Near NH (Outside 100 mtrs)		800000	750000	670000	710000	700000	690000	500000	450000	365000	365000	380000	380000	250000	
			Near PWD (Within 100Mtrs)		700000	625000	600000	580000	550000	490000	380000	350000	290000	290000	300000	300000	200000	
			Near PWD (Outside 100 mtrs)		500000	470000	350000	370000	350000	300000	340000	340000	250000	250000	275000	275000	190000	
30		Kolia	NH (wtihin 100 mtrs)		900000	800000	700000	675000	625000	600000	580000	550000	375000	375000	400000	400000	290000	
			Near NH (Outside 100 mtrs)		800000	750000	670000	710000	700000	690000	500000	450000	365000	365000	380000	380000	250000	
			Near PWD (Within 100Mtrs)		700000	625000	600000	580000	550000	490000	380000	350000	290000	290000	300000	300000	200000	

  
Deputy Commissioner  
Tinsukia

  
Addl. Deputy Commissioner (Rev.)  
Tinsukia

  
Circle Officer  
Doomdooma Revenue Circle  
Doomdooma

Sl No.	Mouza	Name of the Village	Land site	Industry	Trade Site			Basti Land			Other land(Including Agriculture land)						Average Increase %		
					1st Class	2nd Class	3rd Class	1st Class	2nd Class	3rd Class	Bhal Bari	Bari	Sali toli	Lahi Toli	Faring	B. Faring		Jalduba	
			Near PWD (Outside 100 mtrs)		500000	470000	350000	370000	350000	300000	340000	340000	250000	250000	275000	275000	190000		
31		Laupani NC	NH (wtihin 100 mtrs)																
			Near NH (Outside 100 mtrs)																
			Near PWD (Within 100Mtrs)	1000000	950000	900000	600000	580000	560000	580000	540000	360000	360000	410000	410000	330000			
			Near PWD (Outside 100 mtrs)	950000	900000	850000	580000	560000	540000	560000	520000	350000	350000	400000	400000	330000			
32		2 No Bishanimukh NC	NH (wtihin 100 mtrs)																
			Near NH (Outside 100 mtrs)																
			Near PWD (Within 100Mtrs)	1000000	950000	900000	600000	580000	560000	580000	540000	360000	360000	410000	410000	330000			
			Near PWD (Outside 100 mtrs)	950000	900000	850000	580000	560000	540000	560000	520000	350000	350000	400000	400000	330000			
33		2 No Dighol Mesaki NC	NH (wtihin 100 mtrs)																
			Near NH (Outside 100 mtrs)																
			Near PWD (Within 100Mtrs)	1000000	950000	900000	600000	580000	560000	580000	540000	360000	360000	410000	410000	330000			
			Near PWD (Outside 100 mtrs)	950000	900000	850000	580000	560000	540000	560000	520000	350000	350000	400000	400000	330000			
34		Dirakmukh NC	NH (wtihin 100 mtrs)																
			Near NH (Outside 100 mtrs)																
			Near PWD (Within 100Mtrs)	1000000	950000	900000	600000	580000	560000	580000	540000	360000	360000	410000	410000	330000			
			Near PWD (Outside 100 mtrs)	950000	900000	850000	580000	560000	540000	560000	520000	350000	350000	400000	400000	330000			

  
Deputy Commissioner  
Tinsukia

  
Addl. Deputy Commissioner (Rev.)  
Tinsukia

  
Circle Officer  
Doomdooma Revenue  
Doomdooma

Sl No.	Mouza	Name of the Village	Land site	Industry	Trade Site			Basti Land			Other land(Including Agriculture land)						Average Increase %		
					1st Class	2nd Class	3rd Class	1st Class	2nd Class	3rd Class	Bhal Bari	Bari	Sali toli	Lahi Toli	Faring	B. Faring		Jalduba	
35		Tengapani NC	NH (wtihin 100 mtrs)																
			Near NH (Outside 100 mtrs)																
			Near PWD (Within 100Mtrs)	1000000	950000	900000	600000	580000	560000	580000	540000	360000	360000	410000	410000	330000			
			Near PWD (Outside 100 mtrs)	950000	900000	850000	580000	560000	540000	560000	520000	350000	350000	400000	400000	330000			
36		Upar Laupani NC	NH (wtihin 100 mtrs)																
			Near NH (Outside 100 mtrs)																
			Near PWD (Within 100Mtrs)	1000000	950000	900000	600000	580000	560000	580000	540000	360000	360000	410000	410000	330000			
			Near PWD (Outside 100 mtrs)	950000	900000	850000	580000	560000	540000	560000	520000	350000	350000	400000	400000	330000			
37		Sisini NC	NH (wtihin 100 mtrs)																
			Near NH (Outside 100 mtrs)																
			Near PWD (Within 100Mtrs)	1000000	950000	900000	600000	580000	560000	580000	540000	360000	360000	410000	410000	330000			
			Near PWD (Outside 100 mtrs)	950000	900000	850000	580000	560000	540000	560000	520000	350000	350000	400000	400000	330000			
38		2 No Hakhati Neplai NC	NH (wtihin 100 mtrs)																
			Near NH (Outside 100 mtrs)																
			Near PWD (Within 100Mtrs)	1000000	950000	900000	600000	580000	560000	580000	540000	360000	360000	410000	410000	330000			
			Near PWD (Outside 100 mtrs)	950000	900000	850000	580000	560000	540000	560000	520000	350000	350000	400000	400000	330000			
			NH (wtihin 100 mtrs)																

  
Deputy Commissioner  
Tinsukia

  
Addl. Deputy Commissioner (Rev.)  
Tinsukia


  
Circle Officer  
Doomdooma Revenue Circle  
Doomdooma

Zonal Valuation of Land  
Effective from 01-08-2022

Sl No.	Mouza	Name of the Village	Land site	Industry	Trade Site			Basti Land			Other land(Including Agriculture land)						Average Increase %		
					1st Class	2nd Class	3rd Class	1st Class	2nd Class	3rd Class	Bhal Bari	Bari	Sali toli	Lahi Toli	Faring	B. Faring		Jalduba	
39		2 No Aarimuria NC	Near NH (Outside 100 mtrs)																
			Near PWD (Within 100Mtrs)	1000000	950000	900000	600000	580000	560000	580000	540000	360000	360000	410000	410000	330000			
			Near PWD (Outside 100 mtrs)	950000	900000	850000	580000	560000	540000	560000	520000	350000	350000	400000	400000	330000			
40		2 No Ajukha NC	NH (wtihin 100 mtrs)																
			Near NH (Outside 100 mtrs)																
			Near PWD (Within 100Mtrs)	1000000	950000	900000	600000	580000	560000	580000	540000	360000	360000	410000	410000	330000			
			Near PWD (Outside 100 mtrs)	950000	900000	850000	580000	560000	540000	560000	520000	350000	350000	400000	400000	330000			
41		Balunala	NH (wtihin 100 mtrs)																
			Near NH (Outside 100 mtrs)																
			Near PWD (Within 100Mtrs)	1000000	950000	900000	600000	580000	560000	580000	540000	360000	360000	410000	410000	330000			
			Near PWD (Outside 100 mtrs)	950000	900000	850000	580000	560000	540000	560000	520000	350000	350000	400000	400000	330000			

  
Deputy Commissioner  
Tinsukia

  
Addl. Deputy Commissioner (Rev.)  
Tinsukia

  
Circle Officer  
Doomdooma Revenue Circle  
Doomdooma